



MEDAL STANDINGS

July 27th - August 3rd

Rifle / Pistol / Shotgun

NATION	Gold	Silver	Bronze	Total
1 USA	10	8	2	20
2 CUB	4	2	1	7
3 ARG	1		2	3
4 ECU		2	2	4
5 MEX		1	3	4
6 CHI		1		1
6 GUA		1		1
8 BRA			2	2
8 PER			2	2
10 CAN			1	1
	15	15	15	45

QUOTA PLACES for OLYMPIC GAMES TOKYO 2020

from the 18th PAN AMERICAN GAMES LIMA 2019

NATION	Total	Rifle	Pistol	Shotgun
1 USA	7	3	2	2
2 CUB	4	1	3	
2 MEX	4	2		2
4 ARG	3	2		1
5 ECU	2		2	
5 GUA	2			2
5 PER	2		1	1
	24	8	8	8

QUOTA PLACES for OLYMPIC GAMES TOKYO 2020 from the 18th PAN AMERICAN GAMES 2019 in LIMA (PERU)
RIFLE / PISTOL / SHOTGUN



KOZENIESKY Lucas
(USA)
10m Air Rifle Men




RAMIREZ RAMOS Edson
(MEX)
10m Air Rifle Men




WEISZ Alison Marie
(USA)
10m Air Rifle Women



RUSSO Fernanda
(ARG)
10m Air Rifle Women




SANCHEZ Jose Luis
(MEX)
50m Rifle 3 Posit. Men




EBERHARDT Alexis E.
(ARG)
50m Rifle 3 Posit. Men



DE LA CRUZ Eglys Y.
(CUB)
50m Rifle 3 Pos. Women




THRASHER Virginia
(USA)
50m Rifle 3 Pos. Women



GRAU POTRILLE Jorge
(CUB)
10m Air Pistol Men




MOWRER Nickolaus
(USA)
10m Air Pistol Men




PEREZ Laina
(CUB)
10m Air Pistol Women



PEREZ PENA Andrea
(ECU)
10m Air Pistol Women



ALVAREZ Jorge
(CUB)
25m Rapid Fire Pistol M.



CARRILLO Marko
(PER)
25m Rapid Fire Pistol M.



UPTAGRAFFT Sandra
(USA)
25m Pistol Women



DURANGO F. Diana
(ECU)
25m Pistol Women



BURROWS Brian
(USA)
Trap Men




HALDEMAN Derek
(USA)
Trap Men




RAMIREZ C. Alejandra
(MEX)
Trap Women



SOTO ABRIL Ana W.
(GUA)
Trap Women



SCHAEFFER Juan Ramon
(GUA)
Skeet Men



PACHECO E. Nicolas
(PER)
Skeet Men



GIL Melisa
(ARG)
Skeet Women



RODRIGUEZ Gabriela
(MEX)
Skeet Women



RESULTADOS FINALES

FINAL RESULTS

(Records)

PR	202.5	DAVIS Connor	USA	13 JUL 2015	PAG	Toronto (CAN)
WR	251.2	DRYAGIN Alexander	RUS	22 APR 2018	WC	Changwon (KOR)

Rk	Bib	Name	NOC Code	1st Comp. Stg		2nd Competition Stage - Elimination						Total	Remarks
1	1220	KOZENIESKY Lucas	USA	51.7	104.3	125.1	145.4	166.5	186.6	206.7	227.4	248.2	PR
				10.5	10.5	10.3	9.6	10.5	9.5	10.4	10.1	10.9	
				10.8	10.8	10.5	10.7	10.6	10.6	9.7	10.6	9.9	
				10.6	10.6								
				10.1	10.4								
				9.7	10.3								
2	1157	RAMIREZ Edson	MEX	51.3	102.9	123.9	145.1	166.0	186.1	206.7	226.7	247.4	
				10.2	10.8	10.3	10.7	10.6	10.4	10.6	10.3	10.2	
				10.5	9.8	10.7	10.5	10.3	9.7	10.0	9.7	10.5	
				10.0	10.6								
				10.7	10.7								
				9.9	9.7								
3	1013	GUTIERREZ Marcelo Julian	ARG	50.7	101.9	122.1	141.7	162.3	183.0	204.3		224.5	
				10.2	10.5	10.1	9.9	10.3	10.5	10.7	10.3		
				10.0	10.2	10.1	9.7	10.3	10.2	10.6	9.9		
				9.9	10.4								
				10.3	10.6								
				10.3	9.5								
4	1009	EBERHARDT Alexis Exequiel	ARG	50.0	101.9	122.6	142.5	162.5	183.4			203.2	
				10.5	10.6	10.6	9.9	9.4	10.5	10.3			
				9.8	10.1	10.1	10.0	10.6	10.4	9.5			
				10.4	10.1								
				10.3	10.3								
				9.0	10.8								
5	1226	SHERRY Timothy	USA	50.1	101.7	122.7	143.0	163.4				183.0	
				9.4	9.3	10.2	9.8	10.1	9.6				
				10.2	10.6	10.8	10.5	10.3	10.0				
				10.0	10.7								
				10.6	10.5								
				9.9	10.5								
6	1210	LAUSAROT Rudi Pablo	URU	50.8	101.0	121.0	141.4					161.5	
				10.3	10.0	9.6	10.1	9.3					
				10.0	10.5	10.4	10.3	10.8					
				10.4	9.6								
				10.3	9.8								
				9.8	10.3								
7	1105	CAMACHO Milton	ECU	50.5	100.2	120.3						139.6	
				10.2	10.9	10.2	10.5						
				10.7	10.2	9.9	8.8						
				9.5	9.9								
				10.1	9.7								
				10.0	9.0								
8	1153	QUEZADA MARQUEZ Carlos	MEX	50.2	98.2							118.3	
				9.5	9.2	9.7							
				9.8	10.5	10.4							
				9.8	10.1								
				10.2	10.0								
				10.9	8.2								

Legend:							
PAG	Pan American Games	PR	Pan American Record	Rk	Rank	WC	World Cup
WR	World Record						



RESULTADOS

RESULTS

(FINAL START TIME 11:30)

(Records)

QPR	624.9	WALLIZER Bryant	USA	13 JUL 2015	PAG Toronto (CAN)
QWR	633.5	SIDI Peter	HUN	25 MAY 2013	WC Munich (GER)

Rk	Bib No	Name	NOC Code	Series						Total	Remarks
				1	2	3	4	5	6		
1	1157	RAMIREZ Edson	MEX	105.5	103.4	102.9	106.3	104.8	102.8	625.7	QF, QPR
2	1105	CAMACHO Milton	ECU	102.6	104.8	104.6	103.8	104.5	102.4	622.7	QF
3	1220	KOZENIESKY Lucas	USA	105.6	102.8	102.7	103.2	104.3	103.5	622.1	QF
4	1226	SHERRY Timothy	USA	102.7	101.9	102.0	104.6	104.5	105.3	621.0	QF
5	1013	GUTIERREZ Marcelo Julian	ARG	104.8	101.7	104.0	105.5	102.8	102.2	621.0	QF
6	1009	EBERHARDT Alexis Exequiel	ARG	103.6	103.9	102.6	103.7	102.7	104.2	620.7	QF
7	1153	QUEZADA MARQUEZ Carlos	MEX	102.9	103.5	103.7	103.6	104.0	101.5	619.2	QF
8	1210	LAUSAROT Rudi Pablo	URU	102.0	104.1	103.3	103.1	103.6	101.9	618.0	QF
9	1055	BALDWIN Christopher	CAN	103.6	101.3	104.5	103.3	103.4	101.9	618.0	
10	1079	PARADA Anyelo	CHI	103.7	102.2	101.3	103.7	103.5	102.9	617.3	
11	1197	MENDOZA NUNEZ Luis	PUR	102.6	102.4	103.9	103.5	102.9	101.9	617.2	
12	1237	IEMMA Julio César	VEN	101.5	102.2	103.8	101.2	103.3	104.6	616.6	
13	1042	DO NASCIMENTO Leonardo	BRA	102.3	103.5	103.3	103.1	103.7	100.1	616.0	
14	1192	VIZCARRA Daniel	PER	102.0	103.4	102.3	103.9	102.4	101.8	615.8	
15	1096	MOLERIO Alexander	CUB	101.3	102.5	102.7	102.8	101.8	102.1	613.2	
16	1115	GUTIERREZ Israel	ESA	102.6	100.6	102.2	102.9	102.7	101.8	612.8	
17	1132	OLIVA ARIAS Douglas	GUA	102.4	100.9	101.7	104.0	102.0	100.7	611.7	
18	1207	AYALA Jonathan	URU	100.6	104.5	103.6	102.1	101.3	99.5	611.6	
19	1101	QUINTANILLA Rainier	CUB	100.1	101.1	102.8	103.2	101.2	103.1	611.5	
20	1125	CHINCHILLA PEREZ Allan	GUA	100.9	103.5	103.3	100.4	102.7	100.4	611.2	
21	1060	ELLIS Jeremy Richard	CAN	102.5	102.8	100.9	102.5	99.6	98.1	606.4	
22	1120	PREZA Noe	ESA	101.9	101.9	100.0	98.6	100.3	103.2	605.9	
23	1089	SEPULVEDA Edgardo	CRC	102.1	101.5	100.9	100.4	100.7	100.1	605.7	
24	1112	SANTACRUZ Cristian	ECU	103.4	98.7	100.5	100.6	100.0	101.9	605.1	
25	1041	DE SOUZA LIMA Jefferson	BRA	102.1	101.9	101.6	100.3	99.6	99.5	605.0	
26	1088	CHAMBERLAIN Roberto	CRC	96.8	96.6	101.9	98.5	100.4	103.4	597.6	
27	1185	MEJIA Miguel	PER	100.4	101.2	95.6	100.7	98.4	101.1	597.4	
28	1028	CHAMBI MEJÍA Gabriel Marco	BOL	93.9	103.1	96.7	101.1	98.1	91.8	584.7	
29	1002	DURAN FIGUEROA Hosman Antonio	DOM	94.4	97.0	98.4	92.4	94.2	97.6	574.0	

Legend:	PAG Pan American Games	QF Qualified for Finals	QPR Rk Pan American Record Rank	WC World Cup
	QWR Qualification World Record			



RESULTADOS FINALES

FINAL RESULTS

(Records)

PR	450.4	ESTOPINAN Reynier	CUB	19 JUL 2015	PAG	Toronto (CAN)
WR	465.3	YANG Haoran	CHN	25 MAY 2018	WC	Munich (GER)

Rk	Bib	Name	NOC Code	Kneeling	Prone	Standing - Elimination					Total	Remarks
1	1226	SHERRY Timothy	USA	151.8 50.6 51.7 49.5	306.1 51.1 51.1 52.1	406.9 51.0 49.8	416.3 9.4	426.9 10.6	437.7 10.8	446.0 8.3 9.8	455.8	PR
2	1222	MC PHAIL Michael	USA	153.2 50.9 51.3 51.0	310.2 51.5 53.3 52.2	405.9 47.9 47.8	415.3 9.4	425.3 10.0	435.7 10.4	445.9 10.2 8.0	453.9	
3	1159	SANCHEZ Jose Luis	MEX	149.6 49.0 49.4 51.2	304.3 52.0 52.1 50.6	402.8 49.0 49.5	411.4 8.6	421.0 9.6	430.0 9.0 9.3		439.3	
4	1009	EBERHARDT Alexis Exequiel	ARG	147.5 48.4 49.6 49.5	299.8 49.7 51.5 51.1	397.3 49.0 48.5	405.7 8.4	415.5 9.8	425.3 9.8		425.3	
5	1197	MENDOZA NUNEZ Luis	PUR	145.9 47.9 51.0 47.0	297.7 52.4 49.4 50.0	397.1 49.3 50.1	406.3 9.2	415.5 9.1			415.4	
6	1192	VIZCARRA Daniel	PER	145.7 45.9 49.8 50.0	301.4 51.6 52.2 51.9	394.1 44.8 47.9	405.7 10.2	415.5			404.3	
7	1237	IEMMA Julio César	VEN	144.8 48.7 47.6 48.5	294.6 50.9 49.5 49.4	394.1 50.0 49.4					394.0	
8	1042	DO NASCIMENTO Leonardo	BRA	147.1 48.3 49.5 49.3	300.1 51.6 51.6 49.8	394.1 49.3 44.2					393.6	

Legend:							
PAG	Pan American Games	PR	Pan American Record	Rk	Rank	WC	World Cup
WR	World Record						



RESULTADOS

RESULTS

(FINAL START TIME 13:00)

(Records)

QPR	1170	SANCHEZ Jose	MEX	19 JUL 2015	PAG	Toronto (CAN)
QWR	1187	YANG Haoran	CHN	24 MAY 2018	WC	Munich (GER)
QWR	1187	KAMENSKIY Sergey	RUS	24 MAY 2018	WC	Munich (GER)

Rk	Bib No	Name	NOC Code	Position	Series				Sub Total	Total	Remarks
					1	2	3	4			
1	1226	SHERRY Timothy	USA	Kneeling	98	99	100	100	397	388	1181- 64x QF, QPR
				Prone	100	99	97	100	396		
				Standing	94	97	99	98	388		
2	1237	IEMMA Julio César	VEN	Kneeling	93	96	98	97	384	385	1168- 49x QF
				Prone	100	99	100	100	399		
				Standing	93	99	97	96	385		
3	1042	DO NASCIMENTO Leonardo	BRA	Kneeling	97	95	97	96	385	383	1162- 43x QF
				Prone	100	98	98	98	394		
				Standing	94	95	98	96	383		
4	1222	MC PHAIL Michael	USA	Kneeling	97	95	92	97	381	379	1159- 52x QF
				Prone	99	100	100	100	399		
				Standing	97	96	93	93	379		
5	1192	VIZCARRA Daniel	PER	Kneeling	97	96	95	94	382	381	1158- 49x QF
				Prone	100	100	97	98	395		
				Standing	95	93	95	98	381		
6	1009	EBERHARDT Alexis Exequiel	ARG	Kneeling	98	98	97	95	388	373	1156- 42x QF
				Prone	99	99	99	98	395		
				Standing	94	99	90	90	373		
7	1159	SANCHEZ Jose Luis	MEX	Kneeling	93	97	100	96	386	368	1149- 46x QF
				Prone	99	98	99	99	395		
				Standing	91	94	93	90	368		
8	1197	MENDOZA NUNEZ Luis	PUR	Kneeling	95	95	98	94	382	376	1148- 43x QF
				Prone	97	99	97	97	390		
				Standing	92	96	94	94	376		
9	1096	MOLERIO Alexander	CUB	Kneeling	99	96	95	99	389	370	1146- 38x
				Prone	97	98	97	95	387		
				Standing	91	94	91	94	370		
10	1016	PASERO Alejandro	ARG	Kneeling	99	96	97	99	391	358	1145- 48x
				Prone	99	99	100	98	396		
				Standing	89	90	92	87	358		
11	1039	DE MELLO RIPPEL Cassio	BRA	Kneeling	93	99	94	97	383	363	1144- 52x
				Prone	100	100	99	99	398		
				Standing	90	88	92	93	363		



RESULTADOS

RESULTS

Rk	Bib No	Name	NOC Code	Position	Series				Sub Total	Total	Remarks
					1	2	3	4			
12	1153	QUEZADA MARQUEZ Carlos	MEX	Kneeling	98	94	95	93	380	1144- 41x	
				Prone	98	99	99	96	392		
				Standing	92	93	96	91	372		
13	1079	PARADA Anyelo	CHI	Kneeling	94	99	95	94	382	1144- 40x	
				Prone	97	96	98	97	388		
				Standing	93	95	95	91	374		
14	1101	QUINTANILLA Rainier	CUB	Kneeling	94	96	98	95	383	1139- 35x	
				Prone	96	97	100	97	390		
				Standing	91	87	96	92	366		
15	1067	SYCH Grzegorz	CAN	Kneeling	95	96	95	93	379	1138- 38x	
				Prone	97	98	99	99	393		
				Standing	92	94	92	88	366		
16	1062	LAPOINTE Tommy	CAN	Kneeling	97	95	95	90	377	1134- 43x	
				Prone	100	99	99	98	396		
				Standing	90	93	91	87	361		
17	1112	SANTACRUZ Cristian	ECU	Kneeling	95	95	96	95	381	1134- 40x	
				Prone	95	96	97	97	385		
				Standing	95	92	94	87	368		
18	1135	SANDOVAL Octavio	GUA	Kneeling	93	97	93	96	379	1133- 40x	
				Prone	98	99	99	97	393		
				Standing	89	91	93	88	361		
19	1125	CHINCHILLA PEREZ Allan	GUA	Kneeling	94	94	95	92	375	1132- 35x	
				Prone	94	98	99	99	390		
				Standing	95	90	89	93	367		
20	1115	GUTIERREZ Israel	ESA	Kneeling	95	94	95	96	380	1131- 38x	
				Prone	93	94	95	96	378		
				Standing	90	95	91	97	373		
21	1089	SEPULVEDA Edgardo	CRC	Kneeling	94	93	96	93	376	1130- 36x	
				Prone	97	97	99	99	392		
				Standing	84	92	92	94	362		
22	1088	CHAMBERLAIN Roberto	CRC	Kneeling	97	95	92	94	378	1127- 31x	
				Prone	99	95	94	97	385		
				Standing	90	95	87	92	364		
23	1185	MEJIA Miguel	PER	Kneeling	91	96	91	92	370	1108- 20x	
				Prone	94	95	98	96	383		
				Standing	92	85	92	86	355		



RESULTADOS

RESULTS

Rk	Bib No	Name	NOC Code	Position	Series				Sub Total	Total	Remarks
					1	2	3	4			
24	1120	PREZA Noe	ESA	Kneeling	91	87	90	94	362	1095- 21x	
				Prone	94	95	94	93	376		
				Standing	85	92	88	92	357		
25	1028	CHAMBI MEJÍA Gabriel Marco	BOL	Kneeling	86	87	89	90	352	1084- 21x	
				Prone	99	99	94	96	388		
				Standing	88	86	85	85	344		
26	1002	DURAN FIGUEROA Hosman Antonio	DOM	Kneeling	93	88	91	87	359	1069- 22x	
				Prone	95	99	97	95	386		
				Standing	77	87	80	80	324		
	1105	CAMACHO Milton	ECU	Kneeling							
				Prone							
				Standing							DNS

Legend:							
Bib No	Bib Number	DNS	Did Not Start	PAG	Pan American Games	QF	Qualified for Finals
QPR	Pan American Record	QWR	Qualification World Record			Rk	Rank
WC	World Cup	x	Inner Ten				



RESULTADOS FINALES

FINAL RESULTS

(Records)

PR	201.8	ALMEIDA WU Felipe	BRA	12 JUL 2015	PAG	Toronto (CAN)
WR	246.3	SAURABH Chaudhary	IND	27 MAY 2019	WC	Munich (GER)

Rk	Bib	Name	NOC Code	1st Comp. Stg		2nd Competition Stage - Elimination						Total	Remarks
1	1094	GRAU POTRILLÉ Jorge	CUB	49.8	98.6	119.1	138.9	158.8	179.3	198.3	218.3	237.3	PR
				9.9	9.7	10.2	10.1	10.4	10.6	9.8	10.3	9.4	
				10.3	9.6	10.3	9.7	9.5	9.9	9.2	9.7	9.6	
				9.9	10.1								
				10.0	9.2								
				9.7	10.2								
2	1224	MOWRER Nickolaus	USA	49.4	97.1	116.2	136.5	156.8	177.2	197.9	217.7	236.7	
				10.1	10.5	9.4	9.7	10.6	10.0	10.1	9.4	8.5	
				9.8	8.8	9.7	10.6	9.7	10.4	10.6	10.4	10.5	
				10.6	8.6								
				8.5	10.2								
				10.4	9.6								
3	1040	DE SOUZA Julio Antonio	BRA	49.3	99.4	120.4	139.4	159.4	178.2	198.9		217.3	
				9.4	9.0	10.4	9.3	10.5	9.1	10.6	9.2		
				10.1	10.2	10.6	9.7	9.5	9.7	10.1	9.2		
				9.6	10.1								
				9.6	10.1								
				10.6	10.7								
4	1179	CARRILLO Marko	PER	49.3	99.6	118.1	135.9	155.7	176.0			195.7	
				9.7	9.1	9.5	9.1	10.1	9.8	9.5			
				10.1	9.9	9.0	8.7	9.7	10.5	10.2			
				10.2	10.6								
				10.2	10.0								
				9.1	10.7								
5	1081	SÁNCHEZ Manuel	CHI	50.0	97.3	118.5	136.8	155.7				174.2	
				10.2	9.7	10.5	8.9	9.7	10.1				
				9.8	9.4	10.7	9.4	9.2	8.4				
				9.7	9.9								
				10.5	8.2								
				9.8	10.1								
6	1050	NEVES FREITAS Philipe	BRA	49.0	98.0	116.8	134.8					154.9	
				10.7	9.8	10.0	8.8	10.1					
				8.6	10.6	8.8	9.2	10.0					
				10.3	8.3								
				10.0	10.1								
				9.4	10.2								
7	1128	JIMENEZ Albino	GUA	49.4	98.2	118.2						134.8	
				9.6	8.2	10.5	7.2						
				9.6	10.4	9.5	9.4						
				9.7	10.3								
				10.6	9.8								
				9.9	10.1								
8	1227	SHI Jay	USA	45.4	91.6							111.1	
				8.9	8.4	10.1							
				9.9	8.7	9.4							
				8.3	9.8								
				8.7	9.3								
				9.6	10.0								

Legend:

PAG	Pan American Games	PR	Pan American Record	Rk	Rank	WC	World Cup
WR	World Record						



RESULTADOS

RESULTS

(FINAL START TIME 11:30)

(Records)

QPR	583	SZARENSKI Daryl	USA	16 OCT 2011	PAG	Guadalajara (MEX)
QWR	594	JIN Jongoh	KOR	12 APR 2009	WC	Changwon (KOR)

Rk	Bib No	Name	NOC Code	Series						Total	Remarks
				1	2	3	4	5	6		
1	1224	MOWRER Nickolaus	USA	96	97	95	97	96	94	575-20x	QF
2	1094	GRAU POTRILLÉ Jorge	CUB	96	92	97	97	93	99	574-19x	QF
3	1050	NEVES FREITAS Philipe	BRA	96	92	97	97	94	96	572-14x	QF
4	1040	DE SOUZA Julio Antonio	BRA	95	97	97	92	95	95	571-16x	QF
5	1179	CARRILLO Marko	PER	97	96	97	94	93	92	569-18x	QF
6	1128	JIMENEZ Albino	GUA	97	93	95	92	97	95	569-13x	QF
7	1227	SHI Jay	USA	93	97	95	96	95	93	569-12x	QF
8	1081	SÁNCHEZ Manuel	CHI	93	96	96	95	93	95	568-16x	QF
9	1152	PEREZ David	MEX	92	96	95	96	95	94	568-12x	
10	1057	BURNS Stuart William	CAN	94	94	94	96	93	97	568-11x	
11	1107	CUEVA Yautung	ECU	97	91	96	95	96	93	568- 9x	
12	1030	KNIJNENBURG CORDERO Rudolf	BOL	93	94	95	97	96	93	568- 8x	
13	1205	DANIEL Roger	TTO	94	95	93	94	94	95	565-15x	
14	1099	PÍAS DEL RIO Guillermo	CUB	93	96	95	96	92	93	565-14x	
15	1023	ELHAGE Philip	ARU	92	91	97	94	95	95	564-14x	
16	1165	BARBERENA Edwin	NCA	90	97	93	95	94	95	564-14x	
17	1124	CASTILLO Jose	GUA	92	92	97	93	94	96	564-13x	
18	1162	URQUIZA Daniel	MEX	93	94	93	94	94	95	563-13x	
19	1194	GONZALEZ Giovanni	PUR	94	95	93	94	94	91	561-11x	
20	1011	FRAGUEIRO Juan Manuel	ARG	94	94	93	95	93	91	560- 9x	
21	1168	CAMPOS Juan Bernardo	PAN	92	95	92	90	95	96	560- 6x	
22	1015	LOBO Sebastian	ARG	92	90	94	96	93	94	559-11x	
23	1235	CENTENO Edilio	VEN	92	95	92	92	91	95	557-14x	
24	1004	HERNANDEZ CABA Josue Rafael	DOM	93	94	93	87	92	98	557-13x	
25	1191	ULLILEN Jose	PER	96	94	94	94	91	87	556-17x	
26	1171	MUÑOZ David Miguel	PAN	92	94	92	92	93	93	556-13x	
27	1196	LOPEZ Luis Ramon	PUR	94	94	94	90	89	95	556-11x	
28	1166	LACAYO Rafael	NCA	95	94	92	92	91	92	556-10x	
29	1113	BARQUERO Angel	ESA	91	92	91	92	92	94	552-14x	
30	1061	HYNES Mark Patrick	CAN	94	92	90	91	90	93	550-11x	
31	1118	PIMENTEL Jorge	ESA	94	89	93	92	94	88	550- 9x	
32	1209	HERNANDEZ Ignacio	URU	93	89	90	92	95	90	549- 6x	
	1234	BEUVRIM Felipe	VEN								DNS

Legend:

DNS	Did Not Start	PAG	Pan American Games	QF	Qualified for Finals	QPR	Pan American Record
QWR	Qualification World Record			Rk	Rank	WC	World Cup
x	Inner Ten						



RESULTADOS FINALES

FINAL RESULTS

(Records)

PR	32	BALSLEY Brad	USA	15 JUL 2015	PAG	Toronto (CAN)
WR	38	KIM Junhong	KOR	25 APR 2018	WC	Changwon (KOR)

Rk	Bib	Name	NOC Code	1st Comp. Stg.			2nd Competition Stage - Elimination					Total	Remarks
1	1090	ÁLVAREZ LLANES Jorge	CUB	2	4	9	14	16	19	24		28	
				2	2	5	5	2	3	5	4		
2	1100	PUPO Leuris	CUB	3	5	9	13	16	19	23		26	
				3	2	4	4	3	3	4	3		
3	1179	CARRILLO Marko	PER	1	5	6	11	15	18			21	
				1	4	1	5	4	3	3			
4	1225	SANDERSON Keith	USA	1	4	8	10	13				16	
				1	3	4	2	3	3				
5	1221	LEVERETT III Jack	USA	2	3	6	11					12	
				2	1	3	5	1					
6	1176	ALTAMIRANO Kevin	PER	2	4	5						7	
				2	2	1	2						

Legend:

PAG	Pan American Games	PR	Pan American Record	Rk	Rank	WC	World Cup
WR	World Record						



RESULTADOS

RESULTS

(FINAL START TIME 13:00)

(Records)

QPR	582	PUPO Leuris	CUB	18 JUL 2007	PAG	Rio de Janeiro (BRA)
QWR	593	REITZ Christian	GER	30 JUL 2013	ECH	Osijek (CRO)

Rk	Bib No	Name	NOC Code	Stage	Seconds			Sub Total	Total	Remarks
					1	2	3			
1	1225	SANDERSON Keith	USA	Stage 1	100	97	94	291	586-17x	QF, QPR
				Stage 2	99	99	97	295		
2	1179	CARRILLO Marko	PER	Stage 1	99	92	97	288	582-16x	QF
				Stage 2	97	100	97	294		
3	1100	PUPO Leuris	CUB	Stage 1	98	95	96	289	581-20x	QF
				Stage 2	96	99	97	292		
4	1090	ÁLVAREZ LLANES Jorge	CUB	Stage 1	99	98	94	291	580-17x	QF
				Stage 2	98	98	93	289		
5	1221	LEVERETT III Jack	USA	Stage 1	98	98	90	286	578-18x	QF
				Stage 2	100	99	93	292		
6	1176	ALTAMIRANO Kevin	PER	Stage 1	97	94	95	286	569-10x	QF
				Stage 2	98	96	89	283		
7	1236	GOMEZ Douglas	VEN	Stage 1	98	95	90	283	568-13x	
				Stage 2	97	98	90	285		
8	1043	DUARTE Emerson	BRA	Stage 1	98	97	92	287	561-12x	
				Stage 2	96	95	83	274		
9	1037	DA SILVEIRA Vladimir	BRA	Stage 1	95	96	83	274	556-11x	
				Stage 2	99	88	95	282		
10	1087	TOBAR PRADO Bernardo Julian	COL	Stage 1	95	94	85	274	555- 6x	
				Stage 2	94	94	93	281		
11	1146	GONZALEZ Fidencio	MEX	Stage 1	93	90	87	270	554- 7x	
				Stage 2	96	97	91	284		
12	1029	COSSIO QUIROGA Diego Andres	BOL	Stage 1	93	93	92	278	554- 5x	
				Stage 2	96	92	88	276		
13	1124	CASTILLO Jose	GUA	Stage 1	93	91	91	275	550-11x	
				Stage 2	94	93	88	275		
14	1128	JIMENEZ Albino	GUA	Stage 1	95	95	88	278	548-12x	
				Stage 2	89	93	88	270		
15	1196	LOPEZ Luis Ramon	PUR	Stage 1	96	97	81	274	545-12x	
				Stage 2	96	93	82	271		
16	1113	BARQUERO Angel	ESA	Stage 1	95	92	84	271	539- 8x	
				Stage 2	91	95	82	268		



RESULTADOS

RESULTS

Rk	Bib No	Name	NOC Code	Stage	Seconds			Sub Total	Total	Remarks
					1	2	3			
17	1118	PIMENTEL Jorge	ESA	Stage 1	92	91	81	264	538-10x	
				Stage 2	96	96	82	274		
18	1205	DANIEL Roger	TTO	Stage 1	97	94	80	271	538- 4x	
				Stage 2	95	90	82	267		
19	1030	KNIJNENBURG CORDERO Rudolf	BOL	Stage 1	92	96	87	275	537- 8x	
				Stage 2	96	81	85	262		
20	1194	GONZALEZ Giovanni	PUR	Stage 1	94	95	82	271	534-10x	
				Stage 2	83	93	87	263		
21	1107	CUEVA Yautung	ECU	Stage 1	86	88	74	248	524- 8x	
				Stage 2	90	95	91	276		
22	1161	TAVAREZ Antonio	MEX	Stage 1	91	93	87	271	521- 6x	
				Stage 2	88	82	80	250		
	1066	SANDALL James	CAN	Stage 1					DSQ	
				Stage 2						
	1234	BEUVRIM Felipe	VEN	Stage 1					DNS	
				Stage 2						
	1004	HERNANDEZ CABA Josue Rafael	DOM	Stage 1					DNS	
				Stage 2						

Legend:

Bib No	Bib Number	DNS	Did Not Start	ECH	European Championships	PAG	Pan American Games
QF	Qualified for Finals	QPR	Pan American Record	QWR	Qualification World Record		
Rk	Rank	WC	World Cup	x	Inner Ten		



RESULTADOS FINALES
FINAL RESULTS

(Records)

WR	48	FERNANDEZ Alberto	ESP	29 OCT 2017	WCF	New Delhi (IND)
----	----	-------------------	-----	-------------	-----	-----------------

Rk	Bib	Name	NOC Code	Targets	Total	Remarks
1	1213	BURROWS Brian	USA		43	PR
2	1217	HALDEMAN Derek	USA		40	
3	1052	SCHMITS Roberto	BRA		32	
4	1183	DE SOUZA Alessandro	PER		28	
5	1150	OROZCO DÍAZ Jorge	MEX		20	
6	1068	VAN HAAREN Matthew	CAN		15	

Legend:					
Rk	Rank	WCF	World Cup Final	WR	World Record



RESULTADOS

RESULTS

(FINAL START TIME 14:30)

(Records)

QPR	124	BASTOS Rodrigo	BRA	3 AUG 2003	PAG	Santo Domingo (DOM)
QWR	125	PELLIELO Giovanni	ITA	1 APR 1994	WC	Nicosia (CYP)

Rank	Bib No	Name	NOC Code	Day 1		Day 2			Qualification		Remarks
				1	2	3	4	5	Score	S-Off	
1	1150	OROZCO DÍAZ Jorge	MEX	25	25	25	25	23	123		QF
2	1183	DE SOUZA Alessandro	PER	23	25	24	25	25	122		QF
3	1217	HALDEMAN Derek	USA	24	24	25	23	24	120	+5	QF
4	1052	SCHMITS Roberto	BRA	23	23	25	25	24	120	+4	QF
5	1213	BURROWS Brian	USA	24	24	23	24	24	119		QF
6	1068	VAN HAAREN Matthew	CAN	23	22	23	24	24	116	+1	QF
7	1172	TAYLOR Eduardo Elias	PAN	23	25	22	23	23	116	+0	
8	1181	CILLONIZ Asier	PER	21	22	24	23	25	115		
8	1084	CARO GUARNIERI Danilo	COL	23	23	23	23	23	115		
9	1048	MENEGHEL SILVEIRA Fernando	BRA	24	25	24	19	23	115		
10	1123	BROL Jean	GUA	23	23	24	23	22	115		
11	1208	GONZALEZ Franco	URU	25	21	24	24	21	115		
12	1075	DAPELO Gianluca	CHI	24	23	25	23	20	115		
14	1071	WENBERG Curtis	CAN	22	23	21	25	23	114		
15	1238	MARTINEZ Leonel	VEN	23	21	23	24	22	113		
16	1083	VERGARA Claudio	CHI	23	24	22	21	22	112		
17	1170	GARCIA Manuel	PAN	21	22	23	21	24	111		
17	1005	LORENZO CASASNOVAS Eduardo Jose	DOM	22	20	25	21	23	111		
19	1008	BORELLO Fernando	ARG	21	20	24	23	22	110		
19	1007	YUNES DAVID David	DOM	21	22	23	24	20	110		
21	1143	BALBOA Jesus	MEX	21	22	20	22	22	107		
21	1122	BROL Hebert	GUA	24	17	24	21	21	107		
22	1021	VIDAL SANZ Fernando Luis	ARG	21	23	21	21	21	107		
24	1027	AVILES ARROYO Henry	BOL	20	21	21	22	22	106		
25	1026	STJOHN Justin Michael	BAR	22	21	20	21	19	103		



POLÍGONO LAS PALMAS
LAS PALMAS RANGE

MAR TUE
30 JUL 2019
9:00

TIRO
SHOOTING

HOMBRES FOSA
MEN'S TRAP

CALIFICATORIA
QUALIFICATION



RESULTADOS

RESULTS

Rank	Bib No	Name	NOC Code	Day 1		Day 2			Qualification		Remarks
				1	2	3	4	5	Score	S-Off	
26	1173	GÓMEZ José	PAR	20	21	20	16	22	99		
26	1032	MENACHO FLORES César	BOL	19	18	20	21	21	99		
27	1174	REICHARDT Paulo	PAR	20	22	22	18	17	99		
29	1203	AUERBACH JR Robert	TTO	18	24	16	20	18	96		
30	1199	PEREZ LANZA Pedro	PUR	18	18	19	19	20	94		
31	1206	MARAJ Anthony	TTO	9	10	8	7	9	43		

Legend:						
Bib No	Bib Number	CAT	Continental American Championships	OG	Olympic Games	
PAG	Pan American Games	QF	Qualified for Finals	QPR	Pan American Record	
QWR	Qualification World Record	S-Off	Shoot-off	WC	World Cup	
WCF	World Cup Final	WCH	World Championships			



RESULTADOS

RESULTS

(FINAL START TIME 14:30)

(Records)

QPR	121	GIL Federico	ARG	18 JUL 2015	PAG	Toronto (CAN)
QWR	125	LUCHINI Valerio	ITA	9 JUL 2014	WC	Beijing (CHN)

Rank	Bib No	Name	NOC Code	Day 1		Day 2			Qualification		Remarks
				1	2	3	4	5	Score	S-Off	
1	1136	SCHAEFFER Juan	GUA	24	25	25	25	24	123		QF, QPR
2	1215	ELLIOTT Christian	USA	25	24	24	25	24	122	+4	QF
3	1076	FLORES Héctor	CHI	24	25	24	25	24	122	+3+2	QF
3	1059	CURRAN-ROUTLEDGE Trysten	CAN	25	25	23	25	24	122	+3+1	QF
5	1219	JUNGMAN Phillip	USA	24	24	25	23	24	120	+2	QF
6	1186	PACHECO Nicolas	PER	24	24	25	24	23	120	+1+2	QF
6	1001	DUJARRIC Julio Elisardo	DOM	24	24	22	25	25	120	+1+1	
8	1073	ATALAH MOYA Jorge	CHI	25	24	23	23	23	118		
8	1145	GALLARDO Luis	MEX	25	23	23	25	22	118		
10	1203	AUERBACH JR Robert	TTO	23	21	24	25	24	117		
10	1065	MCBRIDE Richard	CAN	25	21	23	24	24	117		
11	1003	HERMIDA TOCA Felix Domingo	DOM	21	25	25	24	22	117		
12	1019	ROMERO Ariel Walter	ARG	24	22	25	24	22	117		
14	1160	SEGOVIA Carlos	MEX	24	24	22	23	23	116		
14	1012	GIL Federico Gonzal	ARG	25	22	25	23	21	116		
16	1133	ROMERO Santiago	GUA	23	23	24	23	22	115		
17	1102	RODRÍGUEZ Juan Miguel	CUB	24	24	19	24	23	114		
17	1108	DE GENNA Mario	ECU	22	22	25	22	23	114		
18	1200	PIZARRO Miguel	PUR	25	25	21	21	22	114		
20	1034	ARAUJO PORTELA Renato	BRA	24	22	22	21	23	112		
21	1104	TORRES Guillermo	CUB	21	20	23	24	23	111		
22	1184	MACPHERSON Rodolfo	PER	21	22	22	23	21	109		
23	1054	VENDRUSCOLO Jose	BRA	21	23	17	25	22	108		
23	1025	MASKELL Michael John	BAR	21	23	20	24	20	108		
25	1142	SASSO Christian	JAM	22	19	19	22	21	103		



POLÍGONO LAS PALMAS
LAS PALMAS RANGE

SÁB SAT
3 AUG 2019
9:00

TIRO
SHOOTING

HOMBRES SKEET
MEN'S SKEET

CALIFICATORIA
QUALIFICATION



RESULTADOS

RESULTS

Rank	Bib No	Name	NOC Code	Day 1		Day 2			Qualification		Remarks
				1	2	3	4	5	Score	S-Off	
26	1169	CHU Marco Aurelio	PAN	21	21	17	20	22		101	
27	1175	VALIENTE Antonio	PAR	18	21	18	21	22		100	
28	1141	BARNES Shaun	JAM	16	20	17	15	19		87	

Legend:							
Bib No	Bib Number	ECH	European Championships	PAG	Pan American Games	QF	Qualified for Finals
QPR	Pan American Record	QWR	Qualification World Record			S-Off	Shoot-off
WC	World Cup	WCH	World Championships				



RESULTADOS FINALES

FINAL RESULTS

(Records)

PR	204.8	ZUMAYA Goretti	MEX	13 JUL 2015	PAG	Toronto (CAN)
WR	252.9	CHANDELA Apurvi	IND	23 FEB 2019	WC	New Delhi (IND)

Rk	Bib	Name	NOC Code	1st Comp. Stg		2nd Competition Stage - Elimination						Total	Remarks
1	1233	WEISZ Alison	USA	52.7	104.2	124.9	145.7	166.1	187.0	207.8	228.8	249.4	PR
				10.0	10.0	10.1	10.1	10.3	10.8	10.4	10.6	9.8	
				10.7	10.8	10.6	10.7	10.1	10.1	10.4	10.4	10.8	
				10.8	10.0								
				10.5	10.5								
				10.7	10.2								
2	1223	MILES Minden	USA	52.6	103.2	123.2	144.1	164.8	185.8	205.7	225.9	246.4	
				10.1	10.0	9.4	10.3	10.6	10.2	10.4	10.2	10.2	
				10.7	9.6	10.6	10.6	10.1	10.8	9.5	10.0	10.3	
				10.6	10.5								
				10.6	10.5								
				10.6	10.0								
3	1020	RUSSO ROMERO Fernanda Maria	ARG	51.6	104.4	124.8	146.0	166.1	186.5	206.1		225.8	
				10.1	10.7	9.8	10.8	10.1	10.2	9.7	9.8		
				10.0	10.7	10.6	10.4	10.0	10.2	9.9	9.9		
				10.5	10.8								
				10.8	10.3								
				10.2	10.3								
4	1147	MARTÍNEZ Gabriela	MEX	50.4	102.7	122.6	143.3	163.7	184.4			204.1	
				10.6	10.6	10.6	10.7	10.6	10.4	9.4			
				9.9	10.6	9.3	10.0	9.8	10.3	10.3			
				9.4	10.7								
				9.9	10.7								
				10.6	9.7								
5	1164	ZUMAYA Goretti	MEX	51.0	101.8	122.0	142.3	163.3				184.2	
				10.3	10.6	10.0	10.0	10.5	10.2				
				10.3	9.8	10.2	10.3	10.5	10.7				
				9.8	10.3								
				10.3	10.0								
				10.3	10.1								
6	1022	VOLKART Alliana	ARG	52.7	101.6	121.7	141.7					162.1	
				10.7	10.4	9.9	9.9	10.2					
				10.8	8.6	10.2	10.1	10.2					
				10.2	10.2								
				10.9	9.7								
				10.1	10.0								
7	1130	MATTA Jazmine	GUA	51.6	101.5	120.8						141.4	
				9.7	9.8	9.7	10.8						
				10.6	10.2	9.6	9.8						
				10.8	10.0								
				10.6	10.0								
				9.9	9.9								
8	1193	VIZCARRA Sara	PER	48.3	98.5							119.0	
				9.4	10.3	10.3							
				9.5	9.9	10.2							
				9.9	10.1								
				9.1	10.2								
				10.4	9.7								

Legend:

PAG	Pan American Games	PR	Pan American Record	Rk	Rank	WC	World Cup
WR	World Record						



RESULTADOS

RESULTS

(FINAL START TIME 11:30)

(Records)

QPR	413.5	DE LA CRUZ Eglys	CUB	13 JUL 2015	PAG	Toronto (CAN)
QWR	634.0	ZHAO Ruozhu	CHN	23 FEB 2019	WC	New Delhi (IND)

Rk	Bib No	Name	NOC Code	Series						Total	Remarks
				1	2	3	4	5	6		
1	1223	MILES Minden	USA	104.3	104.2	104.9	104.0	104.0	106.0	627.4	QF, QPR
2	1164	ZUMAYA Goretti	MEX	104.7	105.5	104.2	103.5	104.1	104.7	626.7	QF
3	1147	MARTÍNEZ Gabriela	MEX	102.5	103.1	104.1	104.0	104.3	104.0	622.0	QF
4	1022	VOLKART Alliana	ARG	105.6	103.1	103.7	102.0	104.6	102.6	621.6	QF
5	1130	MATTA Jazmine	GUA	103.6	103.5	104.2	104.3	102.0	103.1	620.7	QF
6	1233	WEISZ Alison	USA	101.2	103.2	105.2	101.9	104.0	105.0	620.5	QF
7	1193	VIZCARRA Sara	PER	103.9	102.5	103.1	103.5	102.8	103.7	619.5	QF
8	1020	RUSO ROMERO Fernanda Maria	ARG	102.9	102.5	104.0	102.0	103.4	103.9	618.7	QF
9	1121	RAMIREZ Ana Elizabeth	ESA	102.0	103.2	103.5	103.5	101.7	104.2	618.1	
10	1098	PÉREZ Dianelys	CUB	103.9	101.2	103.4	101.3	104.7	103.6	618.1	
11	1138	VELASQUEZ Polymaria	GUA	103.5	103.2	103.8	102.3	101.1	101.7	615.6	
12	1198	MERCADO Yarimar	PUR	103.5	101.6	101.3	104.4	103.7	100.9	615.4	
13	1049	MEYER Geovana	BRA	103.7	102.8	102.5	102.4	103.0	100.6	615.0	
14	1077	LOBOS Gabriela	CHI	103.0	101.8	101.2	102.9	101.4	102.3	612.6	
15	1082	VERA CERPA Karina	CHI	103.6	102.0	103.4	98.7	102.0	102.6	612.3	
16	1182	CRUZ TORRES Lucia	PER	103.5	102.5	102.1	101.4	100.9	101.0	611.4	
17	1106	CRUZ Ana Karina	ECU	100.7	101.4	102.6	100.8	103.3	102.1	610.9	
18	1110	PADILLA Sofía	ECU	101.1	103.4	100.0	103.9	100.8	101.4	610.6	
19	1092	DE LA CRUZ Eglys	CUB	104.0	104.6	102.6	101.7	103.2	94.3	610.4	A 2
20	1072	WESTLAKE Shannon	CAN	100.5	100.2	102.8	99.0	102.8	99.2	604.5	
21	1117	PEREZ Melissa	ESA	98.7	100.3	99.6	100.1	100.7	101.8	601.2	
22	1031	LEDEZMA TRIGO Selenia	BOL	98.8	100.4	97.2	98.0	102.5	98.1	595.0	
23	1051	PRACHTHAUSER Simone	BRA	98.8	99.7	100.4	98.3	101.1	96.4	594.7	
24	1167	LOPEZ Maria	NCA	95.5	97.5	95.2	97.8	94.5	98.9	579.4	

Legend:

PAG	Pan American Games	QF	Qualified for Finals	QPR	Pan American Record	WC	World Cup
QWR	Qualification World Record			Rk	Rank		

A 2 - Athlete 1092 DE LA CRUZ Eglys (CUB) - ISSF Rule 6.10.7(d) Protests - Electronic scoring targets



RESULTADOS FINALES

FINAL RESULTS

(Records)

PR	451.7	DE LA CRUZ Eglys	CUB	18 JUL 2015	PAG	Toronto (CAN)
WR	464.7	ZUBLASING Petra	ITA	19 JUN 2015	EUG	Baku (AZE)

Rk	Bib	Name	NOC Code	Kneeling	Prone	Standing - Elimination					Total	Remarks
1	1212	BEARD Sarah	USA	151.0 49.9 50.7 50.4	306.8 51.9 51.6 52.3	404.8 50.0 48.0	415.4 10.6	425.9 10.5	435.8 9.9	446.0 10.2 8.9	454.9	PR
2	1092	DE LA CRUZ Eglys	CUB	153.1 50.5 50.9 51.7	305.9 50.8 50.6 51.4	406.2 51.0 49.3	415.9 9.7	425.5 9.6	435.4 9.9	444.4 9.0 9.8	454.2	
3	1228	THRASHER Virginia	USA	150.1 51.8 49.2 49.1	304.4 51.9 50.9 51.5	405.4 51.2 49.8	415.1 9.7	424.0 8.9	433.8 9.8	444.0 10.2	444.0	
4	1098	PÉREZ Dianelys	CUB	147.5 48.5 48.9 50.1	303.2 51.8 52.0 51.9	402.0 49.0 49.8	411.5 9.5	421.2 9.7	430.8 9.6	430.8		
5	1151	PALAFIX LÓPEZ Andrea	MEX	146.0 47.0 50.6 48.4	298.6 49.4 51.7 51.5	395.0 46.9 49.5	405.5 10.5	415.7 10.2	415.7			
6	1198	MERCADO Yarimar	PUR	152.3 50.8 51.6 49.9	307.7 52.4 51.2 51.8	394.9 36.1 51.1	404.7 9.8	404.7				
7	1077	LOBOS Gabriela	CHI	147.9 47.4 50.0 50.5	298.9 50.8 50.0 50.2	392.3 47.3 46.1	392.3					
8	1014	LAMARQUE Maria Sofia	ARG	143.3 48.0 47.3 48.0	295.2 49.3 51.4 51.2	390.9 46.7 49.0	390.9					

Legend:	PAG	Pan American Games	PR	Pan American Record	Rk	Rank	WR	World Record
----------------	-----	--------------------	----	---------------------	----	------	----	--------------



RESULTADOS

RESULTS

(FINAL START TIME 13:00)

(Records)

QPR	584	SINCLAIR Debra	USA	6 AUG 1991	PAG	Havana (CUB)
QWR	1185	STONE Jenny	NOR	28 MAY 2019	WC	Munich (GER)

Rk	Bib No	Name	NOC Code	Position	Series				Sub Total	Total	Remarks
					1	2	3	4			
1	1198	MERCADO Yarimar	PUR	Kneeling	97	97	96	96	386	1168-54x	QF, QPR
				Prone	99	99	99	96	393		
				Standing	96	99	97	97	389		
2	1212	BEARD Sarah	USA	Kneeling	95	97	95	100	387	1165-61x	QF
				Prone	100	100	100	100	400		
				Standing	91	97	98	92	378		
3	1098	PÉREZ Dianelys	CUB	Kneeling	96	95	96	94	381	1164-59x	QF
				Prone	100	99	99	99	397		
				Standing	97	95	96	98	386		
4	1228	THRASHER Virginia	USA	Kneeling	94	93	97	97	381	1162-47x	QF
				Prone	97	99	98	100	394		
				Standing	95	98	96	98	387		
5	1014	LAMARQUE Maria Sofia	ARG	Kneeling	97	98	98	95	388	1154-35x	QF
				Prone	97	97	97	98	389		
				Standing	95	94	93	95	377		
6	1077	LOBOS Gabriela	CHI	Kneeling	95	95	93	95	378	1152-48x	QF
				Prone	97	95	96	99	387		
				Standing	97	98	96	96	387		
7	1092	DE LA CRUZ Eglys	CUB	Kneeling	97	95	94	91	377	1151-52x	QF
				Prone	98	100	100	100	398		
				Standing	95	95	93	93	376		
8	1151	PALAFOX LÓPEZ Andrea	MEX	Kneeling	96	91	95	94	376	1143-44x	QF
				Prone	98	98	99	98	393		
				Standing	94	91	96	93	374		
9	1072	WESTLAKE Shannon	CAN	Kneeling	94	96	96	94	380	1142-38x	
				Prone	100	99	98	95	392		
				Standing	95	91	90	94	370		
10	1082	VERA CERPA Karina	CHI	Kneeling	92	94	97	95	378	1138-32x	
				Prone	97	96	98	98	389		
				Standing	92	92	93	94	371		
11	1130	MATTA Jazmine	GUA	Kneeling	97	97	94	96	384	1138-32x	
				Prone	96	96	95	96	383		
				Standing	91	94	95	91	371		



RESULTADOS

RESULTS

Rk	Bib No	Name	NOC Code	Position	Series				Sub Total	Total	Remarks
					1	2	3	4			
12	1119	PINEDA Johanna	ESA	Kneeling	92	96	94	91	373	1136-40x	A 2
				Prone	97	100	97	99	393		
				Standing	90	94	93	93	370		
13	1193	VIZCARRA Sara	PER	Kneeling	94	92	96	94	376	1133-31x	
				Prone	96	99	97	95	387		
				Standing	91	94	93	92	370		
14	1106	CRUZ Ana Karina	ECU	Kneeling	94	95	95	88	372	1132-34x	
				Prone	97	93	98	96	384		
				Standing	94	96	96	90	376		
15	1121	RAMIREZ Ana Elizabeth	ESA	Kneeling	90	94	92	98	374	1131-28x	
				Prone	97	99	96	98	390		
				Standing	91	92	94	90	367		
16	1064	LUK Cindy Jean	CAN	Kneeling	94	95	94	92	375	1130-39x	
				Prone	97	99	99	99	394		
				Standing	93	89	89	90	361		
17	1167	LOPEZ Maria	NCA	Kneeling	95	94	89	93	371	1129-39x	
				Prone	97	97	95	98	387		
				Standing	94	96	91	90	371		
18	1190	RODRIGUEZ Karina	PER	Kneeling	88	93	95	93	369	1129-36x	
				Prone	96	99	99	98	392		
				Standing	93	90	95	90	368		
19	1010	FOURNEL Amelia Rosa	ARG	Kneeling	95	94	94	94	377	1129-29x	
				Prone	94	94	97	96	381		
				Standing	90	93	95	93	371		
20	1053	TESCH Roberta	BRA	Kneeling	90	97	96	97	380	1126-39x	
				Prone	96	97	99	99	391		
				Standing	91	87	90	87	355		
21	1154	QUEZADA Michel	MEX	Kneeling	95	95	95	92	377	1126-30x	
				Prone	94	98	96	94	382		
				Standing	91	92	94	90	367		
22	1110	PADILLA Sofía	ECU	Kneeling	94	97	96	92	379	1126-27x	
				Prone	97	98	99	93	387		
				Standing	93	88	90	89	360		



POLÍGONO LAS PALMAS
LAS PALMAS RANGE

DOM SUN
28 JUL 2019
9:00

TIRO
SHOOTING

MUJERES 50M RIFLE 3 POSICIONES
WOMEN'S 50M RIFLE 3 POSITIONS

CALIFICATORIA
QUALIFICATION



RESULTADOS

RESULTS

Rk	Bib No	Name	NOC Code	Position	Series				Sub Total	Total	Remarks
					1	2	3	4			
23	1138	VELASQUEZ Polymaria	GUA	Kneeling	92	92	91	94	369	1119-36x	
				Prone	96	98	95	97	386		
				Standing	92	92	94	86	364		
24	1035	BUDAG EWALD Rosane	BRA	Kneeling	92	89	94	95	370	1113-24x	
				Prone	100	97	99	95	391		
				Standing	87	94	93	78	352		

Legend:

Bib No	Bib Number	PAG	Pan American Games	QF Rk	Qualified for Finals Rank	QPR WC	Pan American Record World Cup
QWR	Qualification World Record						
x	Inner Ten						

A 2 - Athlete 1119 PINEDA Johanna (ESA) - ISSF Rule 6.11.1.1 (I) Extra shot after sighting stop



RESULTADOS FINALES

FINAL RESULTS

(Records)

PR	195.7	KIEJKO Lynda	CAN	12 JUL 2015	PAG	Toronto (CAN)
WR	246.9	ARUNOVIC Zorana	SRB	11 MAR 2017	ECH	Maribor (SLO)

Rk	Bib	Name	NOC Code	1st Comp. Stg		2nd Competition Stage - Elimination						Total	Remarks
1	1097	PÉREZ Laina	CUB	50.5	100.1	120.0	140.2	160.8	180.4	200.0	218.0	237.1	PR
				9.8	10.4	10.2	10.0	10.1	9.8	10.3	9.9	9.9	
				10.6	10.3	9.7	10.2	10.5	9.8	9.3	8.1	9.2	
				9.7	10.5								
				9.8	9.2								
				10.6	9.2								
2	1111	PÉREZ Andrea	ECU	49.3	96.9	117.2	136.1	157.1	175.9	196.5	214.1	234.7	
				9.9	8.8	10.9	9.4	10.2	9.5	10.5	9.2	10.1	
				8.6	10.1	9.4	9.5	10.8	9.3	10.1	8.4	10.5	
				10.4	9.0								
				10.0	9.8								
				10.4	9.9								
3	1093	GONZÁLEZ Sheyla	CUB	50.1	100.7	118.9	138.5	156.9	175.8	195.7		213.1	
				10.8	9.1	9.8	9.4	9.8	8.3	9.8	8.0		
				9.9	10.3	8.4	10.2	8.6	10.6	10.1	9.4		
				9.3	10.3								
				9.7	10.5								
				10.4	10.4								
4	1211	MAUTONE Julieta	URU	47.6	97.5	116.7	135.5	155.0	175.0			194.2	
				9.0	9.5	10.2	9.3	9.4	10.6	9.0			
				10.3	9.7	9.0	9.5	10.1	9.4	10.2			
				9.2	10.6								
				10.4	9.6								
				8.7	10.5								
5	1069	VASILEVA Yanka	CAN	49.7	100.1	119.3	138.5	156.3				174.1	
				10.4	10.7	9.2	9.1	9.1	9.5				
				9.9	9.9	10.0	10.1	8.7	8.3				
				9.9	10.3								
				9.3	9.5								
				10.2	10.0								
6	1202	VALENTIN Jennifer	PUR	50.3	96.7	115.0	135.1					154.7	
				9.5	10.2	9.3	9.7	9.3					
				10.8	9.2	9.0	10.4	10.3					
				9.8	8.8								
				10.4	9.7								
				9.8	8.5								
7	1149	NAVA CARO Mariana	MEX	47.5	95.4	115.5						134.9	
				10.1	9.6	10.7	9.2						
				9.3	8.9	9.4	10.2						
				8.5	10.1								
				10.3	9.9								
				9.3	9.4								
8	1216	GRANADOS Nathalia	USA	45.9	94.0							114.6	
				9.8	9.8	10.3							
				8.8	9.3	10.3							
				8.8	10.3								
				8.0	8.1								
				10.5	10.6								

Legend:

ECH	European Championships	PAG	Pan American Games	PR	Pan American Record	Rk	Rank
WR	World Record						



RESULTADOS

RESULTS

(FINAL START TIME 11:30)

(Records)

QPR	386	ANTHONY Courtney	USA	12 JUL 2015	PAG Toronto (CAN)
QWR	587	KORAKAKI Anna	GRE	12 MAY 2018	WC Fort Benning (USA)

Rk	Bib No	Name	NOC Code	Series						Total	Remarks
				1	2	3	4	5	6		
1	1211	MAUTONE Julieta	URU	94	92	96	96	95	95	568-17x	QF, QPR
2	1069	VASILEVA Yanka	CAN	92	94	95	95	94	97	567-15x	QF
3	1093	GONZÁLEZ Sheyla	CUB	93	94	96	96	96	91	566-14x	QF
4	1149	NAVA CARO Mariana	MEX	95	91	97	94	92	93	562-15x	QF
5	1111	PÉREZ Andrea	ECU	94	94	96	94	92	92	562-15x	QF
6	1202	VALENTIN Jennifer	PUR	94	96	94	95	89	93	561-14x	QF
7	1097	PÉREZ Laina	CUB	93	92	90	95	96	95	561-13x	QF
8	1216	GRANADOS Nathalia	USA	90	94	95	93	95	94	561-11x	QF
9	1229	TODOROVA Miglena	USA	95	93	91	92	94	93	558- 9x	
10	1086	RUEDA VARGAS Juana	COL	95	93	94	93	90	93	558- 9x	
11	1129	LINARES Kimberly	GUA	92	95	94	89	95	92	557-11x	
12	1126	CRUZ MONZÓN Delmi	GUA	92	93	95	92	94	91	557- 7x	
13	1109	DURANGO Diana	ECU	91	92	92	94	92	94	555-13x	
14	1155	QUEZADA Karen	MEX	92	92	92	93	92	94	555- 8x	
15	1036	CARVALHO MOURA Thais	BRA	92	91	93	91	95	92	554-10x	
16	1085	MONDOL CUELLAR Amanda Haydee	COL	90	92	94	91	92	92	551- 9x	
17	1017	RAMOS Laura Cecilia	ARG	91	89	91	92	94	93	550- 4x	
18	1038	DE CASTRO Rachel	BRA	91	86	94	95	90	92	548- 6x	
19	1018	RAVIER SISTERNA Rocio Celeste N	ARG	90	90	92	94	89	91	546- 8x	
20	1056	BRITTON Kimberly	CAN	92	92	88	93	88	92	545- 7x	
21	1188	QUINTANILLA Miriam	PER	93	91	88	93	89	90	544- 7x	
22	1177	BECERRA Annia	PER	93	90	90	95	88	87	543- 7x	
23	1116	LANDAVERDE Erika	ESA	86	88	89	93	91	94	541- 6x	
24	1078	NÚÑEZ Jocelyn	CHI	90	91	91	88	93	87	540- 6x	
25	1204	BULLEN JONES Marsha	TTO	86	91	87	92	86	91	533- 9x	
26	1114	DOMINGUEZ Ashely	ESA	86	88	92	85	93	86	530- 5x	
27	1139	GALLO Sthephany	HON	93	91	86	85	86	87	528- 4x	
28	1006	MATA GONZALEZ Victoria	DOM	81	90	88	90	88	85	522- 3x	
29	1140	RAMIREZ Pamela	HON	85	86	86	86	89	88	520- 9x	

Legend:

PAG	Pan American Games	QF	Qualified for Finals	QPR	Pan American Record	WC	World Cup
QWR	Qualification World Record			Rk	Rank		
x	Inner Ten						



RESULTADOS FINALES

FINAL RESULTS

(Records)

PR	--												
WR	40	MAJOR Veronika		HUN		24 FEB 2019	WC	New Delhi (IND)					

Rk	Bib	Name	NOC Code	1st Comp. Stg.			2nd Competition Stage - Elimination							Total	Remarks
1	1231	UPTAGRAFFT Sandra	USA	2	5	9	9	11	13	18	21	25		27	PR, S-Off 2 4
2	1109	DURANGO Diana	ECU	3	5	7	9	12	16	18	20	22	5	27	PR, S-Off 2 3
3	1111	PÉREZ Andrea	ECU	2	3	6	8	10	13	15	17			18	
4	1044	FERRÃO SOUZA Ana Luiza	BRA	1	3	5	7	10	13					16	
5	1163	ZAVALA Alejandra	MEX	4	5	6	9	10	12			1		13	
6	1180	CARRION Liz Graciela	PER	2	4	6	8	10						12	SO
7	1155	QUEZADA Karen	MEX	1	3	3	6							8	
8	1216	GRANADOS Nathalia	USA	1	1	2								4	

Legend:

PR	Pan American Record	Rk	Rank	S-Off	Shoot-off		
SO	Shooter eliminated by Shoot-off for tie			WC	World Cup	WR	World Record



RESULTADOS

RESULTS

(FINAL START TIME 12:30)

(Records)

QPR	585	PETRACEK Constance	USA	19 MAR 1995	PAG	Mar de Plata (ARG)
QWR	594	IORGOVA Diana	BUL	31 MAY 1994	WC	Milan (ITA)

Rk	Bib No	Name	NOC Code	Stage	Series			Sub Total	Total	Remarks
					1	2	3			
1	1109	DURANGO Diana	ECU	Precision	96	98	97	291	583-18x	QF
				Rapid	96	99	97	292		
2	1111	PÉREZ Andrea	ECU	Precision	97	99	96	292	578-16x	QF
				Rapid	98	95	93	286		
3	1155	QUEZADA Karen	MEX	Precision	96	94	98	288	577-17x	QF
				Rapid	96	97	96	289		
4	1163	ZAVALA Alejandra	MEX	Precision	92	94	99	285	576-15x	QF
				Rapid	97	97	97	291		
5	1231	UPTAGRAFFT Sandra	USA	Precision	94	94	92	280	573-12x	QF
				Rapid	99	96	98	293		
6	1180	CARRION Liz Graciela	PER	Precision	97	92	96	285	569-11x	QF
				Rapid	94	98	92	284		
7	1044	FERRÃO SOUZA Ana Luiza	BRA	Precision	89	94	93	276	568- 9x	QF
				Rapid	97	96	99	292		
8	1216	GRANADOS Nathalia	USA	Precision	93	94	97	284	566-10x	QF
				Rapid	92	96	94	282		
9	1093	GONZÁLEZ Sheyla	CUB	Precision	90	97	95	282	565-13x	
				Rapid	90	96	97	283		
10	1086	RUEDA VARGAS Juana	COL	Precision	93	94	92	279	563-10x	
				Rapid	97	92	95	284		
11	1085	MONDOL CUELLAR Amanda Haydee	COL	Precision	94	96	91	281	562-13x	
				Rapid	95	94	92	281		
12	1131	MENENDEZ Lucia	GUA	Precision	95	98	94	287	562- 9x	
				Rapid	91	92	92	275		



RESULTADOS
RESULTS

Rk	Bib No	Name	NOC Code	Stage	Series			Sub Total	Total	Remarks
					1	2	3			
13	1097	PÉREZ Laina	CUB	Precision	94	92	91	277	561-18x	
				Rapid	95	99	90	284		
14	1129	LINARES Kimberly	GUA	Precision	96	91	94	281	561- 9x	
				Rapid	92	92	96	280		
15	1189	RIVERA Brianda	PER	Precision	92	93	87	272	558- 8x	
				Rapid	96	97	93	286		
16	1038	DE CASTRO Rachel	BRA	Precision	94	96	96	286	556-14x	
				Rapid	92	91	87	270		
17	1114	DOMINGUEZ Ashely	ESA	Precision	90	91	91	272	556- 9x	
				Rapid	95	91	98	284		
18	1078	NÚÑEZ Jocelyn	CHI	Precision	93	94	93	280	555-10x	
				Rapid	93	90	92	275		
19	1116	LANDAVERDE Erika	ESA	Precision	85	89	93	267	553- 8x	
				Rapid	96	95	95	286		
20	1211	MAUTONE Julieta	URU	Precision	92	99	95	286	551-11x	
				Rapid	90	86	89	265		
21	1202	VALENTIN Jennifer	PUR	Precision	95	92	92	279	551- 9x	
				Rapid	88	94	90	272		
22	1056	BRITTON Kimberly	CAN	Precision	93	95	93	281	548-11x	
				Rapid	91	89	87	267		
23	1070	WACHOWICH Lea	CAN	Precision	88	86	92	266	542- 6x	
				Rapid	93	95	88	276		
24	1139	GALLO Sthephany	HON	Precision	92	95	95	282	522- 8x	
				Rapid	82	80	78	240		
25	1006	MATA GONZALEZ Victoria	DOM	Precision	91	88	91	270	517- 6x	
				Rapid	78	84	85	247		



POLÍGONO LAS PALMAS
LAS PALMAS RANGE

SÁB SAT
3 AUG 2019
9:00

TIRO
SHOOTING

MUJERES 25M PISTOLA
WOMEN'S 25M PISTOL

CALIFICATORIA
QUALIFICATION



RESULTADOS

RESULTS

Rk	Bib No	Name	NOC Code	Stage	Series			Sub Total	Total	Remarks
					1	2	3			
26	1204	BULLEN JONES Marsha	TTO	Precision	89	92	85	266	497- 2x	
				Rapid	77	71	83	231		
27	1140	RAMIREZ Pamela	HON	Precision	89	86	82	257	431- 3x	
				Rapid	62	54	58	174		

Legend:

Bib No	Bib Number	PAG	Pan American Games	QF	Qualified for Finals	QPR	Pan American Record
QWR	Qualification World Record			Rk	Rank	WC	World Cup
WCF	World Cup Final	x	Inner Ten				



RESULTADOS FINALES
FINAL RESULTS

(Records)

WR	48	CARROLL Ashley	USA	5 MAR 2018	WC	Guadalajara (MEX)
----	----	----------------	-----	------------	----	-------------------

Rk	Bib	Name	NOC Code	Targets	Total	Remarks
1	1214	CARROLL Ashley	USA		40	PR
2	1230	TOZIER Rachel	USA		37	
3	1156	RAMÍREZ Alejandra	MEX		26	
4	1137	SOTO Ana Waleska	GUA		21	
5	1127	GOETZKE Stefanie	GUA		18	
6	1058	CHUDOBA Amanda	CAN		11	

Legend:					
Rk	Rank	WC	World Cup	WR	World Record



RESULTADOS

RESULTS

(FINAL START TIME 13:00)

(Records)

QPR	68	BROWNING Kayle	USA	18 OCT 2011	PAG	Guadalajara (MEX)
QWR	123	MAKELA-NUMMELA Satu	FIN	18 MAR 2019	WC	Acapulco (MEX)

Rank	Bib No	Name	NOC Code	Day 1			Day 2		Qualification		Remarks
				1	2	3	4	5	Score	S-Off	
1	1214	CARROLL Ashley	USA	25	23	24	24	24	120		QF, QPR
2	1230	TOZIER Rachel	USA	24	23	24	24	23	118		QF
3	1137	SOTO Ana Waleska	GUA	21	22	21	23	23	110		QF
4	1127	GOETZKE Stefanie	GUA	23	23	22	18	22	108		QF
5	1058	CHUDOBA Amanda	CAN	18	22	22	20	25	107		QF
6	1156	RAMÍREZ Alejandra	MEX	21	21	21	21	21	105		QF
7	1144	CLEMENZ Cinthya	MEX	20	21	23	20	18	102		
8	1080	SALMAN Pamela	CHI	22	20	16	19	24	101		
8	1063	LONGLEY Elizabeth	CAN	21	21	22	17	20	101		
10	1195	LATORRE Ana M	PUR	18	20	18	22	18	96		
11	1201	SOLA Paola	PUR	20	20	19	17	19	95		
12	1046	GIL TEIXEIRA Janice	BRA	15	23	19	18	19	94		
13	1187	PACHECO Daniela	PER	19	16	19	17	17	88		
14	1033	VELASCO ZAMBRANA Madeleine	BOL	20	16	17	16	17	86		

Legend:							
Bib No	Bib Number	PAG	Pan American Games	QF	Qualified for Finals	QPR	Pan American Record
QWR	Qualification World Record			S-Off	Shoot-off	WC	World Cup



RESULTADOS FINALES

FINAL RESULTS

(Records)

PR	--			1 AUG 2019	PAG	Lima (PER)
WR	58	RHODE Kimberly	USA	28 APR 2018	WC	Changwon (KOR)

Rk	Bib	Name	NOC Code	Targets	Total	Remarks
1	1218	RHODE Kimberly	USA		55	PR
2	1074	CROVETTO Francisca	CHI		47	
3	1232	VIZZI Dania	USA		40	
4	1239	GIL Melisa	ARG		29	
5	1158	RODRIGUEZ Gabriela	MEX		22	
6	1178	BORDA Daniela	PER		13	

Legend:							
PAG	Pan American Games	PR	Pan American Record	Rk	Rank	WC	World Cup
WR	World Record						



RESULTADOS

RESULTS

(FINAL START TIME 13:30)

(Records)

QPR	74	RHODE Kimberly	USA	18 JUL 2015	PAG	Toronto (CAN)
QWR	123	ZHANG Heng	CHN	24 MAR 2019	WC	Acapulco (MEX)
QWR	123	SIMONTON Samantha	USA	24 MAR 2019	WC	Acapulco (MEX)

Rank	Bib No	Name	NOC Code	Day 1			Day 2		Qualification		Remarks
				1	2	3	4	5	Score	S-Off	
1	1218	RHODE Kimberly	USA	25	25	23	23	23	119		QF, QPR
2	1158	RODRIGUEZ Gabriela	MEX	24	25	23	23	23	118		QF
3	1232	VIZZI Dania	USA	24	25	24	22	22	117		QF
4	1239	GIL Melisa	ARG	24	25	22	23	22	116	+4	QF
5	1178	BORDA Daniela	PER	24	22	23	22	25	116	+3	QF
6	1074	CROVETTO Francisca	CHI	22	22	25	22	24	115		QF
7	1045	FURQUIM BASTOS Georgia	BRA	23	22	23	24	20	112		
8	1024	ELLIOT Michelle Kate	BAR	22	18	22	21	23	106		
9	1148	MOLINA Anabel	MEX	20	21	20	21	23	105		
10	1047	MARON GEDEON Danielle	BRA	24	19	19	17	18	97		
11	1137	SOTO Ana Waleska	GUA	20	16	20			56		DNF

Legend:	Bib No Bib Number	DNF Did Not Finish	PAG Pan American Games	QF Qualified for Finals
	QPR Pan American Record	QWR Qualification World Record		S-Off Shoot-off
	WC World Cup			



RESULTADOS FINALES

FINAL RESULTS

(Records)

WR 503.6 PEOPLE'S REPUBLIC OF CHINA (YANG Haoran, ZHAO Ruozhu) CHN 27 FEB 2019 WC New Delhi (IND)

Rk	Bib	Name	NOC Code	1st Comp. Stg.			2nd Competition Stage - Elimination				Total	Remarks
1		ARGENTINA 1	ARG	103.9	208.8	312.6	354.4	397.0	438.8		499.2	PR
				104.9	103.8		41.8	42.6	41.8	60.4		
2		UNITED STATES 2	USA	104.7	208.1	313.0	354.7	396.3	437.7		498.5	
				103.4	104.9		41.7	41.6	41.4	60.8		
3		MEXICO 2	MEX	101.3	204.8	308.6	349.7	391.0	432.9		432.9	
				103.5	103.8		41.1	41.3	41.9			
4		UNITED STATES 1	USA	102.5	206.5	309.5	350.2	390.6			390.6	
				104.0	103.0		40.7	40.4				
5		PUERTO RICO	PUR	101.2	203.3	305.9	347.0				347.0	
				102.1	102.6		41.1					

Legend:

Rk Rank **WC** World Cup **WR** World Record



RESULTADOS

RESULTS

(FINAL START TIME 11:00)

(Records)

QWR	843.1	PEOPLE'S REPUBLIC OF CHINA (ZHAO Ruozhu, YANG Haoran)	CHN	6 NOV 2018	ASC	Kuwait City (KUW)
-----	-------	---	-----	------------	-----	-------------------

Rk	Bib No	Name	NOC Code	Series				Total	Remarks
				1	2	3	4		
1		UNITED STATES 2	USA	209.0	210.7	210.2	208.1	838.0	QF, QPR
	1223	MILES Minden		104.6	104.9	106.4	104.8	420.7	
	1220	KOZENIESKY Lucas		104.4	105.8	103.8	103.3	417.3	
2		UNITED STATES 1	USA	207.9	207.7	208.7	210.3	834.6	QF
	1233	WEISZ Alison		104.1	104.2	104.7	105.2	418.2	
	1226	SHERRY Timothy		103.8	103.5	104.0	105.1	416.4	
3		MEXICO 2	MEX	206.3	207.8	208.8	208.9	831.8	QF
	1147	MARTÍNEZ Gabriela		103.0	103.6	105.2	103.6	415.4	
	1157	RAMIREZ Edson		103.3	104.2	103.6	105.3	416.4	
4		ARGENTINA 1	ARG	206.6	207.3	208.5	205.9	828.3	QF
	1020	RUSSO ROMERO Fernanda Maria		105.0	103.4	103.2	103.6	415.2	
	1013	GUTIERREZ Marcelo Julian		101.6	103.9	105.3	102.3	413.1	
5		PUERTO RICO	PUR	205.3	207.7	208.9	205.5	827.4	QF
	1198	MERCADO Yarimar		104.3	104.6	104.0	104.3	417.2	
	1197	MENDOZA NUNEZ Luis		101.0	103.1	104.9	101.2	410.2	
6		BRAZIL 1	BRA	204.8	209.0	205.8	207.0	826.6	
	1049	MEYER Geovana		103.9	104.4	103.5	104.1	415.9	
	1042	DO NASCIMENTO Leonardo		100.9	104.6	102.3	102.9	410.7	
7		MEXICO 1	MEX	206.0	208.6	206.4	204.8	825.8	
	1164	ZUMAYA Goretti		103.3	105.0	103.4	103.0	414.7	
	1153	QUEZADA MARQUEZ Carlos		102.7	103.6	103.0	101.8	411.1	
8		CUBA 1	CUB	207.4	206.9	204.3	205.0	823.6	
	1092	DE LA CRUZ Eglys		103.1	104.2	104.1	102.8	414.2	
	1096	MOLERIO Alexander		104.3	102.7	100.2	102.2	409.4	
9		PERU 1	PER	206.3	204.5	205.9	204.8	821.5	
	1193	VIZCARRA Sara		102.5	102.8	102.9	103.9	412.1	
	1192	VIZCARRA Daniel		103.8	101.7	103.0	100.9	409.4	
10		CHILE	CHI	202.2	208.4	207.2	202.9	820.7	
	1082	VERA CERPA Karina		102.0	104.8	103.5	100.5	410.8	
	1079	PARADA Anyelo		100.2	103.6	103.7	102.4	409.9	
11		EL SALVADOR 1	ESA	207.7	204.0	204.5	204.2	820.4	
	1121	RAMIREZ Ana Elizabeth		104.2	102.2	101.2	100.9	408.5	
	1115	GUTIERREZ Israel		103.5	101.8	103.3	103.3	411.9	
12		GUATEMALA 1	GUA	207.2	205.7	203.7	203.3	819.9	
	1130	MATTA Jazmine		104.1	103.0	103.5	104.3	414.9	
	1132	OLIVA ARIAS Douglas		103.1	102.7	100.2	99.0	405.0	
13		ARGENTINA 2	ARG	203.7	207.5	206.6	202.0	819.8	
	1022	VOLKART Alliana		102.5	105.4	103.3	99.4	410.6	
	1009	EBERHARDT Alexis Exequiel		101.2	102.1	103.3	102.6	409.2	



RESULTADOS

RESULTS

Rk	Bib No	Name	NOC Code	Series				Total	Remarks
				1	2	3	4		
14		ECUADOR 1	ECU	203.5	203.1	202.9	206.2	815.7	
	1110	PADILLA Sofía		100.9	100.3	100.6	102.0	403.8	
	1105	CAMACHO Milton		102.6	102.8	102.3	104.2	411.9	
15		EL SALVADOR 2	ESA	200.9	203.0	204.4	207.3	815.6	
	1117	PEREZ Melissa		100.3	105.1	102.2	103.4	411.0	
	1120	PREZA Noe		100.6	97.9	102.2	103.9	404.6	
16		GUATEMALA 2	GUA	200.4	206.0	203.1	206.0	815.5	
	1138	VELASQUEZ Polymaria		100.4	102.0	101.5	102.9	406.8	
	1125	CHINCHILLA PEREZ Allan		100.0	104.0	101.6	103.1	408.7	
17		ECUADOR 2	ECU	202.9	205.5	204.0	201.5	813.9	
	1106	CRUZ Ana Karina		102.1	103.1	102.3	102.6	410.1	
	1112	SANTACRUZ Cristian		100.8	102.4	101.7	98.9	403.8	
18		CANADA	CAN	203.1	203.7	203.3	203.3	813.4	
	1072	WESTLAKE Shannon		99.3	101.5	101.2	102.7	404.7	
	1055	BALDWIN Christopher		103.8	102.2	102.1	100.6	408.7	
19		PERU 2	PER	198.7	202.7	204.9	205.6	811.9	
	1182	CRUZ TORRES Lucia		101.8	103.5	102.7	103.1	411.1	
	1185	MEJIA Miguel		96.9	99.2	102.2	102.5	400.8	
20		BRAZIL 2	BRA	201.9	200.9	205.8	202.9	811.5	
	1051	PRACHTHAUSER Simone		100.3	100.8	101.2	100.5	402.8	
	1041	DE SOUZA LIMA Jefferson		101.6	100.1	104.6	102.4	408.7	
21		CUBA 2	CUB	196.2	205.8	202.7	203.2	807.9	
	1098	PÉREZ Dianelys		102.1	104.5	102.5	100.6	409.7	
	1101	QUINTANILLA Rainier		94.1	101.3	100.2	102.6	398.2	
22		BOLIVIA	BOL	192.4	198.7	197.8	194.3	783.2	
	1031	LEDEZMA TRIGO Selenia		97.8	98.1	100.9	97.3	394.1	
	1028	CHAMBI MEJÍA Gabriel Marco		94.6	100.6	96.9	97.0	389.1	

Legend:

ASC	Asian Championships	QF	Qualified for Finals	QPR	Pan American Record		
QWR	Qualification World Record			Rk	Rank	x	Inner Ten



RESULTADOS FINALES

FINAL RESULTS

(Records)

WR 488.1 RUSSIAN FEDERATION (CHERNOUSOV Artem, BATSARASHKINA Vitalina) RUS 2 SEP 2018 WCH Changwon (KOR)

Rk	Bib	Name	NOC Code	1st Comp. Stg.			2nd Competition Stage - Elimination				Total	Remarks
1	CUBA 1	CUB	97.0	198.2	297.0	335.9	375.3	413.9		475.0	PR	
				101.2	98.8	38.9	39.4	38.6	61.1			
2	UNITED STATES 1	USA	95.6	195.0	296.6	334.8	375.0	414.3		471.3		
				99.4	101.6	38.2	40.2	39.3	57.0			
3	ECUADOR	ECU	100.1	195.6	295.5	335.1	375.0	411.0		411.0		
				95.5	99.9	39.6	39.9	36.0				
4	UNITED STATES 2	USA	99.1	195.9	293.2	332.9	373.6			373.6		
				96.8	97.3	39.7	40.7					
5	CUBA 2	CUB	95.9	188.7	286.2	326.7				326.7		
				92.8	97.5	40.5						

Legend:

Rk Rank **WCH** World Championships **WR** World Record



RESULTADOS

RESULTS

(FINAL START TIME 11:00)

(Records)

QWR	782	RUSSIAN FEDERATION (CHERNOUSOV Artem, BATSARASHKINA Vitalina)	RUS	22 MAR 2019	ECH	Osijek (CRO)
-----	-----	---	-----	-------------	-----	--------------

Rk	Bib No	Name	NOC Code	Series				Total	Remarks
				1	2	3	4		
1		ECUADOR	ECU	191	192	190	192	765-19x	QF, QPR
	1111	PÉREZ Andrea		97	97	95	95	384- 9x	
	1107	CUEVA Yautung		94	95	95	97	381-10x	
2		UNITED STATES 1	USA	188	192	194	186	760-24x	QF
	1229	TODOROVA Miglena		91	95	97	92	375-11x	
	1224	MOWRER Nickolaus		97	97	97	94	385-13x	
3		UNITED STATES 2	USA	193	187	188	192	760-17x	QF
	1216	GRANADOS Nathalia		95	93	92	96	376- 7x	
	1227	SHI Jay		98	94	96	96	384-10x	
4		CUBA 2	CUB	190	189	193	186	758-17x	QF
	1093	GONZÁLEZ Sheyla		96	94	97	93	380-10x	
	1099	PÍAS DEL RIO Guillermo		94	95	96	93	378- 7x	
5		CUBA 1	CUB	189	184	190	192	755-19x	QF
	1097	PÉREZ Laina		96	91	95	95	377- 8x	
	1094	GRAU POTRILLÉ Jorge		93	93	95	97	378-11x	
6		MEXICO 1	MEX	188	184	190	193	755-18x	
	1149	NAVA CARO Mariana		94	92	91	98	375- 6x	
	1162	URQUIZA Daniel		94	92	99	95	380-12x	
7		ARGENTINA 2	ARG	186	191	190	186	753-20x	
	1017	RAMOS Laura Cecilia		91	92	92	91	366- 4x	
	1011	FRAGUEIRO Juan Manuel		95	99	98	95	387-16x	
8		URUGUAY	URU	188	184	188	193	753-17x	
	1211	MAUTONE Julieta		96	94	98	97	385- 8x	
	1209	HERNANDEZ Ignacio		92	90	90	96	368- 9x	
9		PERU 1	PER	189	187	186	190	752-18x	
	1177	BECERRA Annia		95	93	92	94	374- 8x	
	1179	CARRILLO Marko		94	94	94	96	378-10x	
10		MEXICO 2	MEX	187	193	184	187	751-19x	
	1155	QUEZADA Karen		93	96	91	94	374-12x	
	1152	PEREZ David		94	97	93	93	377- 7x	
11		GUATEMALA 2	GUA	188	186	186	191	751-15x	
	1126	CRUZ MONZÓN Delmi		93	91	90	93	367- 7x	
	1124	CASTILLO Jose		95	95	96	98	384- 8x	
12		CANADA 2	CAN	183	189	190	187	749- 9x	
	1056	BRITTON Kimberly		91	97	95	93	376- 3x	
	1057	BURNS Stuart William		92	92	95	94	373- 6x	
13		CANADA 1	CAN	189	187	187	184	747-12x	
	1069	VASILEVA Yanka		93	91	94	90	368- 5x	
	1061	HYNES Mark Patrick		96	96	93	94	379- 7x	



RESULTADOS

RESULTS

Rk	Bib No	Name	NOC Code	Series				Total	Remarks
				1	2	3	4		
14		GUATEMALA 1	GUA	188	184	192	182	746-18x	
	1129	LINARES Kimberly		95	88	96	89	368- 6x	
	1128	JIMENEZ Albino		93	96	96	93	378-12x	
15		BRAZIL 1	BRA	185	185	186	186	742-18x	
	1036	CARVALHO MOURA Thais		88	88	91	89	356- 6x	
	1040	DE SOUZA Julio Antonio		97	97	95	97	386-12x	
16		PUERTO RICO	PUR	185	185	185	182	737-16x	
	1202	VALENTIN Jennifer		92	91	93	92	368- 8x	
	1196	LOPEZ Luis Ramon		93	94	92	90	369- 8x	
17		CHILE	CHI	184	186	186	181	737-15x	
	1078	NÚÑEZ Jocelyn		88	88	93	86	355- 6x	
	1081	SÁNCHEZ Manuel		96	98	93	95	382- 9x	
18		BRAZIL 2	BRA	188	185	179	184	736-15x	
	1038	DE CASTRO Rachel		90	88	87	86	351- 2x	
	1050	NEVES FREITAS Philipe		98	97	92	98	385-13x	
19		ARGENTINA 1	ARG	182	184	183	186	735-14x	
	1018	RAVIER SISTERNA Rocio Celeste N		91	94	85	90	360- 5x	
	1015	LOBO Sebastian		91	90	98	96	375- 9x	
20		PERU 2	PER	183	182	184	185	734-14x	
	1188	QUINTANILLA Miriam		91	86	91	88	356- 1x	
	1191	ULLILEN Jose		92	96	93	97	378-13x	
21		EL SALVADOR 1	ESA	181	187	180	183	731-17x	
	1116	LANDAVERDE Erika		91	94	86	90	361- 7x	
	1118	PIMENTEL Jorge		90	93	94	93	370-10x	
22		TRINIDAD y TOBAGO	TTO	184	184	179	182	729-13x	
	1204	BULLEN JONES Marsha		90	89	89	86	354- 5x	
	1205	DANIEL Roger		94	95	90	96	375- 8x	
23		EL SALVADOR 2	ESA	182	183	176	180	721-14x	
	1114	DOMINGUEZ Ashely		90	91	86	87	354- 3x	
	1113	BARQUERO Angel		92	92	90	93	367-11x	
24		DOMINICAN REPUBLIC	DOM	174	181	176	176	707-10x	
	1006	MATA GONZALEZ Victoria		82	88	85	87	342- 1x	
	1004	HERNANDEZ CABA Josue Rafael		92	93	91	89	365- 9x	

Legend:

ECH	European Championships	QF	Qualified for Finals	QPR	Pan American Record		
QWR	Qualification World Record			Rk	Rank	x	Inner Ten



RESULTADOS FINALES

FINAL RESULTS

(Records)

WR 47 ITALY (PELLIELO Giovanni, ROSSI Jessica) ITA 5 AUG 2018 ECH Leobersdorf (AUT)

Rk	Bib No.	Name	NOC Code	Targets	Total	Remarks										
1		UNITED STATES 1	USA	<table border="0"> <tr> <td>■ ■ ■ ■ ■</td> <td>■ ■ ■ ■ ■</td> <td>■ ■ ■ ■ ■</td> <td>■ ■ ■ ■ ■</td> <td>■ ■ ■ ■ ■</td> </tr> <tr> <td>■ ■ ■ ■ ■</td> <td>■ ■ ■ ■ ■</td> <td>■ ■ ■ ■ ■</td> <td>■ ■ ■ ■ ■</td> <td>■ ■ ■ ■ ■</td> </tr> </table>	■ ■ ■ ■ ■	■ ■ ■ ■ ■	■ ■ ■ ■ ■	■ ■ ■ ■ ■	■ ■ ■ ■ ■	■ ■ ■ ■ ■	■ ■ ■ ■ ■	■ ■ ■ ■ ■	■ ■ ■ ■ ■	■ ■ ■ ■ ■	42	PR, S-Off 8
■ ■ ■ ■ ■	■ ■ ■ ■ ■	■ ■ ■ ■ ■	■ ■ ■ ■ ■	■ ■ ■ ■ ■												
■ ■ ■ ■ ■	■ ■ ■ ■ ■	■ ■ ■ ■ ■	■ ■ ■ ■ ■	■ ■ ■ ■ ■												
2		UNITED STATES 2	USA	<table border="0"> <tr> <td>■ ■ ■ ■ ■</td> <td>■ ■ ■ ■ ■</td> <td>■ ■ ■ ■ ■</td> <td>■ ■ ■ ■ ■</td> <td>■ ■ ■ ■ ■</td> </tr> <tr> <td>■ ■ ■ ■ ■</td> <td>■ ■ ■ ■ ■</td> <td>■ ■ ■ ■ ■</td> <td>■ ■ ■ ■ ■</td> <td>■ ■ ■ ■ ■</td> </tr> </table>	■ ■ ■ ■ ■	■ ■ ■ ■ ■	■ ■ ■ ■ ■	■ ■ ■ ■ ■	■ ■ ■ ■ ■	■ ■ ■ ■ ■	■ ■ ■ ■ ■	■ ■ ■ ■ ■	■ ■ ■ ■ ■	■ ■ ■ ■ ■	42	PR, S-Off 7
■ ■ ■ ■ ■	■ ■ ■ ■ ■	■ ■ ■ ■ ■	■ ■ ■ ■ ■	■ ■ ■ ■ ■												
■ ■ ■ ■ ■	■ ■ ■ ■ ■	■ ■ ■ ■ ■	■ ■ ■ ■ ■	■ ■ ■ ■ ■												
3		CANADA 2	CAN	<table border="0"> <tr> <td>■ ■ ■ ■ ■</td> <td>■ ■ ■ ■ ■</td> <td>■ ■ ■ ■ ■</td> <td>■ ■ ■ ■ ■</td> <td>■ ■ ■ ■ ■</td> </tr> <tr> <td>■ ■ ■ ■ ■</td> <td>■ ■ ■ ■ ■</td> <td>■ ■ ■ ■ ■</td> <td>■ ■ ■ ■ ■</td> <td>■ ■ ■ ■ ■</td> </tr> </table>	■ ■ ■ ■ ■	■ ■ ■ ■ ■	■ ■ ■ ■ ■	■ ■ ■ ■ ■	■ ■ ■ ■ ■	■ ■ ■ ■ ■	■ ■ ■ ■ ■	■ ■ ■ ■ ■	■ ■ ■ ■ ■	■ ■ ■ ■ ■	30	
■ ■ ■ ■ ■	■ ■ ■ ■ ■	■ ■ ■ ■ ■	■ ■ ■ ■ ■	■ ■ ■ ■ ■												
■ ■ ■ ■ ■	■ ■ ■ ■ ■	■ ■ ■ ■ ■	■ ■ ■ ■ ■	■ ■ ■ ■ ■												
4		MEXICO 1	MEX	<table border="0"> <tr> <td>■ ■ ■ ■ ■</td> <td>■ ■ ■ ■ ■</td> <td>■ ■ ■ ■ ■</td> <td>■ ■ ■ ■ ■</td> <td>■ ■ ■ ■ ■</td> </tr> <tr> <td>■ ■ ■ ■ ■</td> <td>■ ■ ■ ■ ■</td> <td>■ ■ ■ ■ ■</td> <td>■ ■ ■ ■ ■</td> <td>■ ■ ■ ■ ■</td> </tr> </table>	■ ■ ■ ■ ■	■ ■ ■ ■ ■	■ ■ ■ ■ ■	■ ■ ■ ■ ■	■ ■ ■ ■ ■	■ ■ ■ ■ ■	■ ■ ■ ■ ■	■ ■ ■ ■ ■	■ ■ ■ ■ ■	■ ■ ■ ■ ■	25	
■ ■ ■ ■ ■	■ ■ ■ ■ ■	■ ■ ■ ■ ■	■ ■ ■ ■ ■	■ ■ ■ ■ ■												
■ ■ ■ ■ ■	■ ■ ■ ■ ■	■ ■ ■ ■ ■	■ ■ ■ ■ ■	■ ■ ■ ■ ■												
5		GUATEMALA 1	GUA	<table border="0"> <tr> <td>■ ■ ■ ■ ■</td> <td>■ ■ ■ ■ ■</td> <td>■ ■ ■ ■ ■</td> <td>■ ■ ■ ■ ■</td> <td>■ ■ ■ ■ ■</td> </tr> <tr> <td>■ ■ ■ ■ ■</td> <td>■ ■ ■ ■ ■</td> <td>■ ■ ■ ■ ■</td> <td>■ ■ ■ ■ ■</td> <td>■ ■ ■ ■ ■</td> </tr> </table>	■ ■ ■ ■ ■	■ ■ ■ ■ ■	■ ■ ■ ■ ■	■ ■ ■ ■ ■	■ ■ ■ ■ ■	■ ■ ■ ■ ■	■ ■ ■ ■ ■	■ ■ ■ ■ ■	■ ■ ■ ■ ■	■ ■ ■ ■ ■	17	
■ ■ ■ ■ ■	■ ■ ■ ■ ■	■ ■ ■ ■ ■	■ ■ ■ ■ ■	■ ■ ■ ■ ■												
■ ■ ■ ■ ■	■ ■ ■ ■ ■	■ ■ ■ ■ ■	■ ■ ■ ■ ■	■ ■ ■ ■ ■												
6		CANADA 1	CAN	<table border="0"> <tr> <td>■ ■ ■ ■ ■</td> <td>■ ■ ■ ■ ■</td> <td>■ ■ ■ ■ ■</td> <td>■ ■ ■ ■ ■</td> <td>■ ■ ■ ■ ■</td> </tr> <tr> <td>■ ■ ■ ■ ■</td> <td>■ ■ ■ ■ ■</td> <td>■ ■ ■ ■ ■</td> <td>■ ■ ■ ■ ■</td> <td>■ ■ ■ ■ ■</td> </tr> </table>	■ ■ ■ ■ ■	■ ■ ■ ■ ■	■ ■ ■ ■ ■	■ ■ ■ ■ ■	■ ■ ■ ■ ■	■ ■ ■ ■ ■	■ ■ ■ ■ ■	■ ■ ■ ■ ■	■ ■ ■ ■ ■	■ ■ ■ ■ ■	14	
■ ■ ■ ■ ■	■ ■ ■ ■ ■	■ ■ ■ ■ ■	■ ■ ■ ■ ■	■ ■ ■ ■ ■												
■ ■ ■ ■ ■	■ ■ ■ ■ ■	■ ■ ■ ■ ■	■ ■ ■ ■ ■	■ ■ ■ ■ ■												

Legend:

ECH European Championships Rk Rank WR World Record



RESULTADOS

RESULTS

(FINAL START TIME 13:00)

(Records)

QWR	149	AUSTRALIA (ILES-CREVATIN Mitchell, SMITH Penny)	AUS	20 MAR 2019	WC	Acapulco (MEX)
QWR	149	TURKEY (TUNCER N Tolga, SARITURK Safiye)	TUR	20 MAR 2019	WC	Acapulco (MEX)
QWR	149	UNITED STATES OF AMERICA (BURROWS Brian, BROWNING Kayle)	USA	20 MAR 2019	WC	Acapulco (MEX)

Rank	Bib No	Name	NOC Code	Round			Qualification		Remarks
				1	2	3	Score	S-Off	
1		UNITED STATES 2	USA	47	46	47	140		QF, QPR
	1230	TOZIER Rachel		24	23	24	71		
	1213	BURROWS Brian		23	23	23	69		
2		CANADA 1	CAN	46	45	47	138	+3	QF
	1063	LONGLEY Elizabeth		23	21	23	67		
	1068	VAN HAAREN Matthew		23	24	24	71		
3		UNITED STATES 1	USA	47	45	46	138	+6	QF
	1214	CARROLL Ashley		24	22	22	68		
	1217	HALDEMAN Derek		23	23	24	70		
4		GUATEMALA 1	GUA	46	46	46	138	+5	QF
	1134	RUANO OLIVA Adriana		23	21	22	66		
	1123	BROL Jean		23	25	24	72		
5		CANADA 2	CAN	43	48	46	137		QF
	1058	CHUDOBA Amanda		20	23	22	65		
	1071	WENNBERG Curtis		23	25	24	72		
6		MEXICO 1	MEX	44	46	44	134		QF
	1156	RAMÍREZ Alejandra		20	22	23	65		
	1150	OROZCO DÍAZ Jorge		24	24	21	69		
7		GUATEMALA 2	GUA	45	45	43	133		
	1137	SOTO Ana Waleska		22	21	20	63		
	1122	BROL Hebert		23	24	23	70		
8		CHILE	CHI	40	44	45	129		
	1080	SALMAN Pamela		18	20	22	60		
	1083	VERGARA Claudio		22	24	23	69		
9		MEXICO 2	MEX	44	41	42	127		
	1144	CLEMENZ Cinthya		22	18	22	62		
	1143	BALBOA Jesus		22	23	20	65		
10		BRAZIL	BRA	39	46	41	126		
	1046	GIL TEIXEIRA Janice		19	22	20	61		
	1052	SCHMITS Roberto		20	24	21	65		
11		PERU	PER	37	44	40	121		
	1187	PACHECO Daniela		13	19	18	50		
	1183	DE SOUZA Alessandro		24	25	22	71		
12		PUERTO RICO	PUR	40	39	39	118		
	1195	LATORRE Ana M		20	19	20	59		
	1199	PEREZ LANZA Pedro		20	20	19	59		



POLÍGONO LAS PALMAS
LAS PALMAS RANGE

MIÉ WED
31 JUL 2019
9:00

TIRO
SHOOTING

MIXTO TRAP TEAM
MIXED'S TRAP TEAM



RESULTADOS

RESULTS

Rank	Bib No	Name	NOC Code	Round			Qualification		Remarks
				1	2	3	Score	S-Off	
13		BOLIVIA	BOL	34	36	40	110		
	1033	VELASCO ZAMBRANA Madeleine		15	16	20	51		
	1032	MENACHO FLORES César		19	20	20	59		

Legend:

QF	Qualified for Finals	QPR	Pan American Record	QWR	Qualification World Record
S-Off	Shoot-off	WC	World Cup		