




MST RUŠE 2017


FINAL RESULTS

10m AIR RIFLE MEN




Ruše
SAT 14 JAN 2017

Rank	Bib No	Name	Nat	Series						Total	Remarks				
				1	2	3	4	5	6						
1	322	SEBIĆ Milenko	SRB	104.9	103.7	105.1	104.4	105.1	104.2	627.4					
		Finals shots:		10.8	10.7	9.8	9.7	10.4	10.0	10.2	10.5	10.5	10.6	249.1	
				9.9	10.7	10.9	10.6	10.5	10.4	10.8	10.6	10.7	9.8		
				9.8	10.8	10.3	10.1								
2	320	SHIMADA Atsushi	JPN	104.7	105.1	102.7	103.7	104.0	103.6	623.8					
		Finals shots:		10.0	9.9	10.4	10.5	10.7	9.7	10.7	10.2	10.3	10.6	248.9	
				10.2	10.5	10.4	10.3	10.5	10.4	10.5	10.5	10.3	10.8		
				10.7	10.0	10.6	10.2								
3	324	STEFANOVIĆ Milutin	SRB	104.6	104.2	102.2	104.1	106.0	104.0	625.1					
		Finals shots:		10.6	10.5	10.6	9.4	10.6	10.6	10.4	10.2	10.6	9.5	227.1	
				10.3	10.1	10.0	10.2	10.2	10.8	10.7	10.8	10.2	10.6		
				10.1	10.1										
4	317	PENI Istvan	HUN	105.4	104.6	105.1	104.9	105.2	105.9	631.1					
		Finals shots:		9.5	9.8	10.0	10.7	10.2	10.2	10.2	10.6	10.7	10.5	205.3	
				10.6	10.6	9.9	10.3	10.5	10.5	10.5	10.0	10.3	9.7		
5	315	SOMOGYI Peter	HUN	104.6	104.6	103.4	104.8	104.5	104.0	625.9					
		Finals shots:		10.6	10.3	9.9	9.7	10.4	10.5	10.3	10.3	10.2	10.1	183.9	
				10.1	9.7	9.8	10.4	10.2	10.6	10.1	10.7				
6	330	BALAZ Zoltan	SVK	104.1	103.0	105.5	105.1	103.4	104.7	625.8					
		Finals shots:		10.4	9.9	10.4	9.6	10.0	9.5	10.4	10.2	10.3	10.1	162.8	
				10.5	10.0	10.5	10.5	10.2	10.3						
7	323	PLETIKOSIĆ Stevan	SRB	103.4	103.9	102.6	104.0	102.9	104.7	621.5					
		Finals shots:		8.8	10.3	10.0	10.4	9.5	9.8	10.0	10.2	10.7	10.0	141.6	
				10.4	10.7	10.7	10.1								
8	305	DEBEVEC Rajmond	SLO	104.4	102.6	104.0	102.9	104.6	103.9	622.4					
		Finals shots:		10.2	10.4	9.3	10.4	9.5	9.2	10.0	9.6	9.8	10.1	119.3	
				10.1	10.7										



MST RUŠE 2017
RESULTS
10m AIR RIFLE MEN
Qualification
Ruše
SAT 14 JAN 2017



Rank	FP	Bib No	Name	Nat	Team	Series						Total	Re m
						1	2	3	4	5	6		
1	8	317	PENI Istvan	<u>HUN</u>	HUNGARY	105.4	104.6	105.1	104.9	105.2	105.9	631.1	QF
2	30	322	SEBIĆ Milenko	SRB		104.9	103.7	105.1	104.4	105.1	104.2	627.4	QF
3	24	315	SOMOGYI Peter	<u>HUN</u>	HUNGARY	104.6	104.6	103.4	104.8	104.5	104.0	625.9	QF
4	40	330	BALAZ Zoltan	<u>SVK</u>	SLOVAKIA	104.1	103.0	105.5	105.1	103.4	104.7	625.8	QF
5	26	324	STEFANOVIĆ Milutin	<u>SRB</u>	SERBIA	104.6	104.2	102.2	104.1	106.0	104.0	625.1	QF
6	22	320	SHIMADA Atsushi	<u>JPN</u>	JAPAN	104.7	105.1	102.7	103.7	104.0	103.6	623.8	QF
7	7	305	DEBEVEC Rajmond	SLO		104.4	102.6	104.0	102.9	104.6	103.9	622.4	QF
8	38	323	PLETIKOSIĆ Stevan	<u>SRB</u>	SERBIA	103.4	103.9	102.6	104.0	102.9	104.7	621.5	QF
9	29	331	HOLKO Ondrej	<u>SVK</u>	SLOVAKIA	104.8	103.1	103.4	103.1	103.1	103.3	620.8	
10	42	318	OKADA Naoya	<u>JPN</u>	JAPAN	103.8	103.6	103.3	100.9	104.6	104.2	620.4	
11	14	325	ČOTRA Igor	SRB		102.3	104.2	103.2	104.3	102.5	103.1	619.6	
12	18	321	PEŠIĆ Dejan	<u>SRB</u>	SERBIA	102.3	102.9	102.1	104.0	104.3	103.5	619.1	
13	43	336	PEKLER Zalán	HUN		103.9	104.4	102.0	102.9	103.2	102.6	619.0	
14	44	332	MEDVED Matej	SVK		104.6	103.9	104.7	102.1	103.3	100.0	618.6	
15	36	333	JANY Patrik	SVK		103.4	101.4	103.1	101.8	104.3	104.5	618.5	
16	33	326	KOVAČEVIĆ Lazar	SRB		103.0	103.7	103.7	102.4	102.8	102.7	618.3	
17	1	302	PRESTEREL Anže	<u>SLO</u>	SLOVENIA	102.9	102.1	101.0	104.4	103.8	103.8	618.0	
18	35	327	JOVANOVIĆ Stevan	SRB		101.5	103.1	102.9	104.3	103.2	103.0	618.0	
19	2	314	VERES Adam	<u>HUN</u>	HUNGARY	103.3	104.3	102.0	103.2	101.5	102.9	617.2	
20	32	319	SHINOHARA Akihiro	<u>JPN</u>	JAPAN	102.2	101.3	104.5	104.4	101.1	103.3	616.8	
21	41	352	KAPAS Istvan	HUN		101.2	102.6	102.9	102.2	102.9	104.9	616.7	
22	19	335	CERVENKA Denis	<u>SVK</u>	SLOVAKIA	104.1	100.2	104.2	102.3	102.7	102.9	616.4	
23	20	304	JODL Benjamin	<u>SLO</u>	SLOVENIA	103.0	100.6	102.5	103.4	103.3	102.3	615.1	
24	45	355	TOMAŠEVIĆ Denis	CRO		103.0	101.5	103.8	101.8	102.9	101.4	614.4	
25	10	337	VAS Peter	HUN		102.8	102.9	103.2	103.9	100.6	100.9	614.3	
26	15	303	MOIČEVIĆ Željko	<u>SLO</u>	SLOVENIA	102.5	102.7	101.1	103.4	100.2	103.9	613.8	
27	17	311	JARNI Domen	SLO		102.8	101.9	101.2	104.1	100.6	102.8	613.4	
28	25	313	MARKOJA Robert	SLO		101.6	100.8	102.7	101.5	102.3	103.9	612.8	
29	16	334	SULEK Stefan	SVK		101.1	101.9	101.3	103.5	103.3	101.6	612.7	
30	41	370	BERNOT Gašper	SLO		99.8	102.2	102.2	102.5	102.3	103.3	612.3	
31	11	309	PETELINEK Jakob	SLO		99.6	103.6	102.0	103.7	100.9	102.4	612.2	
32	21	312	KADUNC Maj	SLO		101.8	101.1	102.8	103.0	103.0	99.4	611.1	
33	6	328	RANČIĆ Đorđe	SRB		101.1	103.2	100.8	102.2	101.0	102.7	611.0	
34	5	308	KANDARE Erik	SLO		100.6	102.1	102.9	101.6	99.8	103.3	610.3	

Rank	FP	Bib No	Name	Nat	Team	Series						Total	Rem
						1	2	3	4	5	6		
35	28	329	SAVIĆ Đorđe	SRB		101.5	100.6	100.5	101.7	101.0	103.8	609.1	
36	23	342	ADLEŠIČ Jernej	SLO		102.0	102.5	99.3	104.9	98.5	101.4	608.6	
37	13	310	PIVK Matevž	SLO		100.1	101.3	102.4	101.1	102.5	101.0	608.4	
38	37	371	MALOVIĆ Luka	CRO		99.4	100.8	102.9	101.9	103.1	100.2	608.3	
39	27	343	POTRČ Simon	SLO		98.5	101.3	104.4	101.1	102.9	100.0	608.2	
40	9	307	KOLENC Jan	SLO		101.9	99.9	101.0	102.7	100.6	101.2	607.3	
41	40	341	LUŽAR Blaž	SLO		101.5	100.2	101.6	101.0	100.9	99.2	604.4	
42	44	358	NAGY Jan	SLO		100.8	101.4	99.8	99.9	101.2	99.3	602.4	
43	3	368	ILIC Veljko	SRB		99.5	100.6	97.5	101.5	102.4	99.7	601.2	
44	45	362	JAKOPIČEK Patrik	SLO		101.7	99.9	100.0	102.2	97.9	98.9	600.6	
45	42	353	RAVNIKAR Vilijem	SLO		100.9	101.2	98.6	100.9	99.3	98.7	599.6	
46	39	338	VELLA William	MLT		100.2	99.9	97.8	100.2	100.1	99.3	597.5	
47	38	357	TOMAŽIČ Žan	SLO		97.8	99.5	95.8	97.0	97.2	98.2	585.5	
		301	PRODAN Lorenzo	ITA									DN S
		316	SIDI Peter	HUN									DN S
		367	VERBOTEN Blaž	SLO									DN S

Protest Date / Time:

Summary

Number of athletes on this list: 50; Total number of athletes: 87; Total number of teams: 5

Legend

CE637EE2

Team Member	Bib No	Bib Number	DNS	Did Not Start
Firing Point	Nat	Nation	QF	Qualified for Finals
Remarks				

Version of 14 JAN 2017, 14:38


Q100000IA1401170000.2000000.AR60.0.001.pdf

B54F

4

Page 2 of 2





MST RUŠE 2017
RESULTS
10m AIR RIFLE MEN
TEAM

Ruše
SAT 14 JAN 2017



Rank	Bib No	Name	Series						Total	Remarks
			1	2	3	4	5	6		
1		HUNGARY	313.3	313.5	310.5	312.9	311.2	312.8	1874.2	
	317	PENI Istvan	105.4	104.6	105.1	104.9	105.2	105.9	631.1	
	315	SOMOGYI Peter	104.6	104.6	103.4	104.8	104.5	104.0	625.9	
	314	VERES Adam	103.3	104.3	102.0	103.2	101.5	102.9	617.2	
2		SERBIA	310.3	311.0	306.9	312.1	313.2	312.2	1865.7	
	324	STEFANOVIĆ Milutin	104.6	104.2	102.2	104.1	106.0	104.0	625.1	
	323	PLETIKOSIĆ Stevan	103.4	103.9	102.6	104.0	102.9	104.7	621.5	
	321	PEŠIĆ Dejan	102.3	102.9	102.1	104.0	104.3	103.5	619.1	
3		SLOVAKIA	313.0	306.3	313.1	310.5	309.2	310.9	1863.0	
	330	BALAZ Zoltan	104.1	103.0	105.5	105.1	103.4	104.7	625.8	
	331	HOLKO Ondrej	104.8	103.1	103.4	103.1	103.1	103.3	620.8	
	335	CERVENKA Denis	104.1	100.2	104.2	102.3	102.7	102.9	616.4	
4		JAPAN	310.7	310.0	310.5	309.0	309.7	311.1	1861.0	
	320	SHIMADA Atsushi	104.7	105.1	102.7	103.7	104.0	103.6	623.8	
	318	OKADA Naoya	103.8	103.6	103.3	100.9	104.6	104.2	620.4	
	319	SHINOHARA Akihiro	102.2	101.3	104.5	104.4	101.1	103.3	616.8	
5		SLOVENIA	308.4	305.4	304.6	311.2	307.3	310.0	1846.9	
	302	PRESTEREL Anže	102.9	102.1	101.0	104.4	103.8	103.8	618.0	
	304	JODL Benjamin	103.0	100.6	102.5	103.4	103.3	102.3	615.1	
	303	MOIČEVIĆ Željko	102.5	102.7	101.1	103.4	100.2	103.9	613.8	

Protest Date / Time:

Summary

Number of athletes on this list: 15; Total number of athletes: 87; Total number of teams: 5

Legend

F7B8DBF3

Bib No **Bib Number**

Version of 14 JAN 2017, 14:38

Q100000TA1401170000.200000.AR60.0.001.pdf

B54F

4

Page 1 of 1






MST RUŠE 2017

FINAL RESULTS

10m AIR PISTOL MEN



Ruše
SAT 14 JAN 2017

Rank	Bib No	Name	Nat	Series						Total	Remarks				
				1	2	3	4	5	6						
1	118	MATSUDA Tomoyuki	JPN	95	98	96	94	96	96	575-17x					
		Finals shots:		10.1	10.3	10.2	9.9	10.3	9.9	9.5	9.7	10.2	9.8	239.9	
				10.2	9.7	9.6	9.5	9.3	9.0	10.2	10.7	9.3	10.6		
				10.7	10.0	10.9	10.3								
2	113	TATRAI Miklos	HUN	95	99	94	97	96	94	575-14x					
		Finals shots:		10.2	10.1	8.5	9.1	9.5	10.7	9.5	10.2	10.0	9.4	236.9	
				10.1	9.8	10.4	10.5	9.4	10.0	9.9	10.3	10.5	9.1		
				10.4	9.9	10.4	9.0								
3	121	GRGIĆ Dimitrije	SRB	98	98	97	96	98	95	582-25x					
		Finals shots:		10.8	9.8	9.9	10.1	8.2	8.9	9.1	10.2	10.0	10.2	215.2	
				9.8	10.4	10.3	9.3	9.9	10.4	10.0	10.1	9.5	9.7		
				9.0	9.6										
4	138	VUJIĆ Zoran	SRB	96	96	97	95	97	96	577-13x					
		Finals shots:		10.5	10.5	10.5	8.4	9.8	9.2	10.2	10.3	10.4	10.3	196.2	
				8.6	9.2	9.2	10.3	9.0	10.3	10.5	9.9	9.7	9.4		
5	101	VENTA Kevin	SLO	97	97	95	97	95	94	575-17x					
		Finals shots:		10.6	10.5	10.0	9.3	9.3	9.5	10.3	9.3	9.5	10.1	176.7	
				9.3	10.0	10.1	10.4	9.5	9.8	10.6	8.6				
6	119	HORIMIZU Kojiro	JPN	96	96	95	98	98	96	579-21x					
		Finals shots:		10.3	9.3	10.1	10.3	8.7	9.5	10.1	9.2	10.5	9.7	156.7	
				9.4	10.0	10.1	10.2	9.6	9.7						
7	140	KAČAVENDA Uroš	CRO	98	93	95	99	95	98	578-21x					
		Finals shots:		9.8	9.9	10.3	8.9	9.2	9.9	10.6	8.8	9.6	10.8	136.9	
				9.7	9.0	10.1	10.3								
8	106	ČEPER Jože	SLO	96	95	94	97	97	95	574-18x					
		Finals shots:		10.5	9.4	9.2	10.2	10.0	9.9	9.9	8.8	8.4	10.0	116.0	
				9.8	9.9										

Protest Date / Time:

Summary

Number of athletes on this list: 8; Total number of athletes: 44

Legend

CB30EF9F

Bib No Bib Number

Nat Nation

SO

Athlete eliminated by Shoot-off for tie

S-off Shoot-off

Version of 14 JAN 2017, 16:17

F100000IA1401170000.8000000.AP60.0.001.pdf

B54F

2

Page 1 of 1





MST RUŠE 2017
RESULTS
10m AIR PISTOL MEN
Qualification
Ruše
SAT 14 JAN 2017



Rank	FP	Bib No	Name	Nat	Team	Series						Total	Re m
						1	2	3	4	5	6		
1	34	121	GRGIĆ Dimitrije	<u>SRB</u>	SERBIA	98	98	97	96	98	95	582-25x	QF
2	35	119	HORIMIZU Kojiro	<u>JPN</u>	JAPAN	96	96	95	98	98	96	579-21x	QF
3	29	140	KAČAVENDA Uroš	<u>CRO</u>	CROATIA	98	93	95	99	95	98	578-21x	QF
4	6	138	VUJIĆ Zoran	<u>SRB</u>	SERBIA	96	96	97	95	97	96	577-13x	QF
5	30	118	MATSUDA Tomoyuki	<u>JPN</u>	JAPAN	95	98	96	94	96	96	575-17x	QF
6	27	101	VENTA Kevin	<u>SLO</u>	SLOVENIA	97	97	95	97	95	94	575-17x	QF
7	2	113	TATRAI Miklos	<u>HUN</u>	HUNGARY	95	99	94	97	96	94	575-14x	QF
8	11	106	ČEPER Jože	SLO		96	95	94	97	97	95	574-18x	QF
9	5	104	TOMAŠEVIČ Klemen	SLO		96	94	94	95	97	95	571-14x	
10	12	141	ČELIĆ Leon Luka	<u>CRO</u>	CROATIA	96	97	96	93	94	94	570-20x	
11	1	126	KOSTUR Marek	SVK		96	93	96	97	94	94	570-17x	
12	25	122	PETROV Duško	<u>SRB</u>	SERBIA	93	92	96	97	95	96	569-20x	
13	24	152	TUZINSKY Juraj	SVK		94	90	96	96	98	94	568-22x	
14	8	114	ANTAL Balazs	<u>HUN</u>	HUNGARY	92	94	97	93	94	95	565-15x	
15	19	110	UŠENIČNIK Luka	SLO		92	93	94	97	95	94	565-12x	
16	37	153	PŠAJD Ludvik ml	SLO		97	96	95	94	92	91	565-10x	
17	26	127	CHAKALOV Atanas	BUL		91	96	94	96	93	94	564-11x	
18	28	125	ADAMOVIĆ Petar	SRB		97	94	95	92	96	89	563-12x	
19	3	103	STOJAK Sašo	<u>SLO</u>	SLOVENIA	93	95	95	94	92	94	563-10x	
20	33	120	SONODA Yoshinobu	<u>JPN</u>	JAPAN	93	91	95	94	96	93	562-15x	
21	18	117	CSIZMADIA Andras	<u>HUN</u>	HUNGARY	94	93	95	93	96	91	562-11x	
22	7	102	KUNŠEK Blaž	<u>SLO</u>	SLOVENIA	92	93	94	91	95	96	561-14x	
23	22	116	SZÜCS Gergö	HUN		92	91	94	97	92	94	560- 9x	
24	15	108	KLANČAR Jure	SLO		93	93	93	92	92	96	559- 8x	
25	10	123	MAŠANOVIĆ Branko	SRB		88	93	92	97	94	93	557-12x	
26	17	109	DEMŠAR Matija	SLO		91	98	92	91	91	93	556- 9x	
27	4	128	KIROV Kiril	BUL		91	91	93	93	92	96	556- 5x	
28	13	107	ROŽMAN David	SLO		96	89	96	92	90	92	555-14x	
29	14	115	KALMAR Tamas	HUN		92	92	95	90	93	93	555- 8x	
30	31	139	JOVANOVIĆ Srđan	SRB		89	89	93	95	96	92	554-10x	
31	36	27	SZABÓ Bela	HUN		91	92	91	94	91	93	552- 9x	
32	16	142	BUTKOVIĆ Borna	<u>CRO</u>	CROATIA	87	94	94	91	93	93	552- 8x	
33	23	112	BOGŠA Žan	SLO		92	95	88	92	91	92	550- 7x	
34	20	124	TODOROVIĆ Stefan	SRB		91	91	92	91	95	90	550- 5x	

Rank	FP	Bib No	Name	Nat	Team	Series						Total	Rem
						1	2	3	4	5	6		
35	21	111	GMAJNIČ Anže	SLO		94	92	88	89	90	92	545- 6x	
		105	SIMONIČ Boštjan	SLO									DN S
		130	SIMONIČ Simon	SLO									DN S

Protest Date / Time:

Summary

Number of athletes on this list: 37; Total number of athletes: 44; Total number of teams: 5

Legend

2A339327

Team Member	Bib No	Bib Number	DNS	Did Not Start
Firing Point	Nat	Nation	QF	Qualified for Finals
Remarks				

Version of 14 JAN 2017, 11:23

Q100000IA1401170000.8000000.AP60.0.001.pdf

B54F

2

Page 2 of 2



OFFICIAL ISSF RESULTS PROVIDER




MST RUŠE 2017

RESULTS

10m AIR PISTOL MEN

TEAM

Ruše
SAT 14 JAN 2017



Rank	Bib No	Name	Series						Total	Remarks
			1	2	3	4	5	6		
1		SERBIA	287	286	290	288	290	287	1728-58x	
	121	GRGIĆ Dimitrije	98	98	97	96	98	95	582-25x	
	138	VUJIĆ Zoran	96	96	97	95	97	96	577-13x	
	122	PETROV Duško	93	92	96	97	95	96	569-20x	
2		JAPAN	284	285	286	286	290	285	1716-53x	
	119	HORIMIZU Kojiro	96	96	95	98	98	96	579-21x	
	118	MATSUDA Tomoyuki	95	98	96	94	96	96	575-17x	
	120	SONODA Yoshinobu	93	91	95	94	96	93	562-15x	
3		HUNGARY	281	286	286	283	286	280	1702-40x	
	113	TATRAI Miklos	95	99	94	97	96	94	575-14x	
	114	ANTAL Balazs	92	94	97	93	94	95	565-15x	
	117	CSIZMADIA Andras	94	93	95	93	96	91	562-11x	
4		CROATIA	281	284	285	283	282	285	1700-49x	
	140	KAČAVENDA Uroš	98	93	95	99	95	98	578-21x	
	141	ČELIĆ Leon Luka	96	97	96	93	94	94	570-20x	
	142	BUTKOVIĆ Borna	87	94	94	91	93	93	552- 8x	
5		SLOVENIA	282	285	284	282	282	284	1699-41x	
	101	VENTA Kevin	97	97	95	97	95	94	575-17x	
	103	STOJAK Sašo	93	95	95	94	92	94	563-10x	
	102	KUNŠEK Blaž	92	93	94	91	95	96	561-14x	

Protest Date / Time:

Summary

Number of athletes on this list: 15; Total number of athletes: 44; Total number of teams: 5

Legend

D0F7651B

Bib No Bib Number

Version of 14 JAN 2017, 11:23

Q100000TA1401170000.8000000.AP60.0.001.pdf

B54F

2

Page 1 of 1






MST RUŠE 2017


FINAL RESULTS

10m AIR RIFLE WOMEN



Ruše
SAT 14 JAN 2017

Rank	Bib No	Name	Nat	Series				Total	Remarks
				1	2	3	4		
1	214	GASPAR Lalita	HUN	105.6	105.3	101.7	103.6	416.2	
		Finals shots:	10.0 10.3 10.3 10.5 10.6 10.8 10.4 10.4 9.2 10.1	248.0					
			10.5 10.4 10.9 9.9 10.6 10.8 10.5 10.2 10.4 9.9						
			10.5 10.2 10.7 9.9						
2	202	BENČINA Sonja	SLO	104.1	102.2	103.8	105.1	415.2	
		Finals shots:	10.1 10.1 10.7 10.3 10.4 10.0 10.4 10.2 10.2 10.0	246.2					
			9.7 10.7 10.8 10.3 9.8 10.8 10.4 10.8 10.5 10.3						
			10.5 10.2 9.4 9.6						
3	213	MISKOLCZI Julianna	HUN	103.2	105.2	104.1	104.3	416.8	
		Finals shots:	10.9 10.3 9.8 10.8 10.4 10.3 10.2 10.3 10.6 10.7	226.6					
			9.2 10.5 10.1 10.5 10.5 10.6 10.1 10.1 10.0 9.5						
			10.7 10.5						
4	222	TODOROVIĆ Dragana	SRB	102.3	104.8	104.7	103.3	415.1	
		Finals shots:	10.2 10.4 9.3 10.7 10.3 9.9 10.2 10.5 10.5 10.0	204.8					
			10.6 10.9 10.7 10.6 9.5 10.3 10.5 9.9 10.5 9.3						
5	228	ZAVIŠIĆ Marija	SRB	103.8	102.9	103.6	103.4	413.7	
		Finals shots:	10.2 10.4 10.5 10.2 10.5 10.3 10.5 9.5 9.6 9.6	183.5					
			10.5 10.6 10.3 10.3 10.3 10.3 10.2 9.7						
6	201	DVORŠAK Živa	SLO	103.4	102.7	105.0	103.8	414.9	
		Finals shots:	10.2 10.0 10.2 10.0 10.3 9.7 10.1 10.5 10.5 10.1	163.2					
			10.5 9.9 10.0 10.5 10.5 10.2						
7	224	BANJAC Tatjana	SRB	104.0	103.4	103.6	103.6	414.6	
		Finals shots:	10.0 10.2 8.9 10.3 9.9 10.0 10.1 10.5 10.3 10.5	141.6					
			10.8 10.6 10.1 9.4						
8	230	HYBLEROVA Jana	SVK	104.9	102.1	104.4	104.0	415.4	
		Finals shots:	9.8 10.0 10.6 9.6 9.8 10.0 10.1 10.5 10.1 9.5	120.7					
			10.2 10.5						



MST RUŠE 2017
RESULTS
10m AIR RIFLE WOMEN
Qualification

Ruše
SAT 14 JAN 2017



Rank	FP	Bib No	Name	Nat	Team	Series				Total	Remarks
						1	2	3	4		
1	16	213	MISKOLCZI Julianna	<u>HUN</u>	HUNGARY	103.2	105.2	104.1	104.3	416.8	QF
2	8	214	GASPAR Lalita	<u>HUN</u>	HUNGARY	105.6	105.3	101.7	103.6	416.2	QF
3	37	230	HYBLEROVA Jana	<u>SVK</u>	SLOVAKIA	104.9	102.1	104.4	104.0	415.4	QF
4	13	202	BENČINA Sonja	<u>SLO</u>	SLOVENIA	104.1	102.2	103.8	105.1	415.2	QF
5	38	222	TODOROVIĆ Dragana	<u>SRB</u>	SERBIA	102.3	104.8	104.7	103.3	415.1	QF
6	9	201	DVORŠAK Živa	<u>SLO</u>	SLOVENIA	103.4	102.7	105.0	103.8	414.9	QF
7	22	224	BANJAC Tatjana	SRB		104.0	103.4	103.6	103.6	414.6	QF
8	18	228	ZAVIŠIĆ Marija	SRB		103.8	102.9	103.6	103.4	413.7	QF
9	30	220	ARSOVIĆ Andrea	<u>SRB</u>	SERBIA	101.2	104.3	104.7	103.0	413.2	
10	32	218	SHIMIZU Ayano	<u>JPN</u>	JAPAN	103.2	103.2	103.6	103.1	413.1	
11	17	203	HRAŠOVEC Urška	SLO		102.8	104.0	103.6	102.5	412.9	
12	27	238	PEJČIĆ Snježana	<u>CRO</u>	CROATIA	104.5	103.8	104.1	100.4	412.8	
13	10	227	MALIĆ Marija	SRB		102.5	103.3	103.3	103.2	412.3	
14	12	215	SZIJJ Katinka	<u>HUN</u>	HUNGARY	102.1	102.9	103.8	102.5	411.3	
15	7	204	JEROVŠEK Klavdija	SLO		102.1	101.3	103.6	104.0	411.0	
16	6	223	VUKAŠINOVIĆ Sanja	<u>SRB</u>	SERBIA	103.9	101.2	104.7	101.1	410.9	
17	2	237	KOLARIK Tijana	SRB		101.0	103.5	102.9	103.3	410.7	
18	31	242	PEREC Tanja	<u>CRO</u>	CROATIA	102.5	100.7	103.5	103.7	410.4	
19	23	261	RUTNIK Špela	SLO		101.5	102.6	104.0	101.7	409.8	
20	3	212	SEBIĆ Alina	SRB		102.8	103.9	102.5	100.5	409.7	
21	40	217	KONOMOTO Maki	<u>JPN</u>	JAPAN	103.1	103.1	101.3	102.1	409.6	
22	42	226	KOLAREVIĆ Marija	SRB		103.1	103.3	101.0	102.0	409.4	
23	26	225	ARMUŠ Nevena	SRB		103.4	101.9	102.3	101.6	409.2	
24	41	254	FINEK Kristinka	<u>CRO</u>	CROATIA	102.8	103.7	100.9	101.6	409.0	
25	35	269	KUHARIČ Urška	<u>SLO</u>	SLOVENIA	100.9	102.2	103.7	101.9	408.7	
26	7	241	PUFIČ Klavdija	SLO		101.7	102.5	100.7	102.9	407.8	
27	4	216	BIATOVŠZKI Mira	HUN		101.9	102.4	100.7	102.8	407.8	
28	25	232	BENIKOVA Diana	SVK		99.4	102.4	103.8	102.1	407.7	
29	24	219	TOISHI Mai	<u>JPN</u>	JAPAN	102.2	101.4	102.1	101.0	406.7	
30	2	256	VOGRINČIČ Biana	SLO		99.8	102.3	102.8	101.4	406.3	
31	28	229	JOVIĆ Jovana	SRB		99.5	102.8	102.2	101.5	406.0	
32	19	210	FEVŽER Katarina	SLO		101.9	102.0	101.0	101.0	405.9	
33	14	231	KOLAROVSKA Klaudia	<u>SVK</u>	SLOVAKIA	102.8	102.4	101.1	99.3	405.6	
34	39	211	MARKELJ Vesna	SLO		101.0	100.8	101.3	102.1	405.2	

Rank	FP	Bib No	Name	Nat	Team	Series				Total	Remarks
						1	2	3	4		
35	15	253	RAB Tihana	CRO		101.3	102.2	100.7	100.9	405.1	
36	11	207	LAZAR Lia	SLO		101.5	100.3	102.6	100.1	404.5	
37	33	235	SALYOVA Beata	SVK		102.3	101.0	98.5	102.6	404.4	
38	44	233	OLSAVSKA Ivana	<u>SVK</u>	SLOVAKIA	99.8	103.1	100.7	100.7	404.3	
39	15	209	LUKIČ Suzana	SLO		100.2	100.6	101.5	101.7	404.0	
40	5	205	JUVAN Nina	SLO		102.3	98.3	100.4	102.9	403.9	
41	1	208	SLAK Rebeka	SLO		100.3	102.1	101.0	99.3	402.7	
42	4	239	GLAD Melanie	CRO		102.2	101.7	99.1	98.3	401.3	
43	8	244	JURKOVIĆ Matea	CRO		100.3	97.5	102.1	100.5	400.4	
44	6	243	HERCEG Estera	CRO		98.1	100.3	102.6	98.3	399.3	
45	3	206	KERLATEC Ajda	SLO		100.7	99.6	98.6	100.1	399.0	
46	10	268	TASIC Natalija	SRB		101.4	98.8	100.2	98.6	399.0	
47	36	236	BAJOS Gitta	HUN		98.2	98.8	101.1	100.4	398.5	
48	11	257	NAGY Nika	SLO		99.3	98.7	102.4	95.6	396.0	
49	13	240	PAVŠIČ Selenia	SLO		97.9	99.4	99.3	98.8	395.4	
50	5	260	PLIBERŠEK Lucija	SLO		97.4	99.5	100.3	98.0	395.2	
51	29	258	LENARČIČ Nikita	SLO		95.2	96.4	101.5	98.4	391.5	
52	9	255	ŽNIDARIČ Nuša	SLO		97.0	97.6	97.9	94.0	386.5	
53	12	272	KREMPL Urška	SLO		93.0	88.1	96.5	96.3	373.9	
		221	ANĐUŠIĆ MAKSIMOVIĆ Ivana	SRB							DNS
		271	MEDVED Teja	SLO							DNS
		259	OSRAJNIK Klara	SLO							DNS
		270	PREZELJ Naja	SLO							DNS
		249	PURGAR Dora	CRO							DNS

Protest Date / Time:

Summary

Number of athletes on this list: 58; Total number of athletes: 86; Total number of teams: 6

Legend

C55BC99E

Team Member	Bib No	Bib Number	DNS	Did Not Start
Firing Point	Nat	Nation	QF	Qualified for Finals

Version of 14 JAN 2017, 12:44


Q000000IA1401170000.4000000.AR40.0.001.pdf

B54F

3

Page 2 of 2





MST RUŠE 2017
RESULTS
10m AIR RIFLE WOMEN
TEAM

Ruše
SAT 14 JAN 2017



Rank	Bib No	Name	Series				Total	Remarks
			1	2	3	4		
1		HUNGARY	310.9	313.4	309.6	310.4	1244.3	
	213	MISKOLCZI Julianna	103.2	105.2	104.1	104.3	416.8	
	214	GASPAR Lalita	105.6	105.3	101.7	103.6	416.2	
	215	SZIJJ Katinka	102.1	102.9	103.8	102.5	411.3	
2		SERBIA	307.4	310.3	314.1	307.4	1239.2	
	222	TODOROVIĆ Dragana	102.3	104.8	104.7	103.3	415.1	
	220	ARSOVIĆ Andrea	101.2	104.3	104.7	103.0	413.2	
	223	VUKAŠINOVIĆ Sanja	103.9	101.2	104.7	101.1	410.9	
3		SLOVENIA	308.4	307.1	312.5	310.8	1238.8	
	202	BENČINA Sonja	104.1	102.2	103.8	105.1	415.2	
	201	DVORŠAK Živa	103.4	102.7	105.0	103.8	414.9	
	269	KUHARIČ Urška	100.9	102.2	103.7	101.9	408.7	
4		CROATIA	309.8	308.2	308.5	305.7	1232.2	
	238	PEJČIĆ Snježana	104.5	103.8	104.1	100.4	412.8	
	242	PEREC Tanja	102.5	100.7	103.5	103.7	410.4	
	254	FINEK Kristinka	102.8	103.7	100.9	101.6	409.0	
5		JAPAN	308.5	307.7	307.0	306.2	1229.4	
	218	SHIMIZU Ayano	103.2	103.2	103.6	103.1	413.1	
	217	KONOMOTO Maki	103.1	103.1	101.3	102.1	409.6	
	219	TOISHI Mai	102.2	101.4	102.1	101.0	406.7	
6		SLOVAKIA	307.5	307.6	306.2	304.0	1225.3	
	230	HYBLEROVA Jana	104.9	102.1	104.4	104.0	415.4	
	231	KOLAROVSKA Klaudia	102.8	102.4	101.1	99.3	405.6	
	233	OLSAVSKA Ivana	99.8	103.1	100.7	100.7	404.3	

Protest Date / Time:

Summary

Number of athletes on this list: 18; Total number of athletes: 86; Total number of teams: 6

Legend

A4194F3B

Bib No **Bib Number**

Version of 14 JAN 2017, 12:44

Q000000TA1401170000.4000000.AR40.0.001.pdf

B54F

3

Page 1 of 1







MST RUŠE 2017

FINAL RESULTS

10m AIR PISTOL WOMEN



Ruše
SAT 14 JAN 2017

Rank	Bib No	Name	Nat	Series				Total	Remarks						
				1	2	3	4								
1	14	ARUNOVIĆ Zorana	SRB	98	96	95	98	387-11x							
		Finals shots:		10.0	9.8	10.3	9.9	10.8	10.4	10.8	10.5	10.1	10.9	245.7	
				10.7	10.5	10.0	9.6	10.4	10.0	10.3	10.4	10.1	10.4		
				9.4	10.4	10.4	9.6								
2	15	VELIČKOVIĆ Bobana	SRB	94	93	95	91	373- 8x							
		Finals shots:		9.2	9.8	9.2	9.0	9.5	9.5	9.8	10.8	10.3	10.5	237.4	
				10.8	10.2	10.5	7.9	9.8	9.9	9.8	10.2	10.7	10.1		
				10.7	10.3	9.6	9.3								
3	28	HLEBEC Zlatka	CRO	94	96	95	93	378- 6x							
		Finals shots:		9.8	8.0	10.7	8.5	8.6	9.6	9.6	9.7	10.5	10.7	214.4	
				9.6	10.7	10.3	10.8	9.1	9.8	10.0	10.3	9.7	9.5		
				10.0	8.9										
4	23	MINCHEVA Miroslava	BUL	91	94	95	93	373- 7x							
		Finals shots:		9.8	10.4	9.8	9.6	10.1	10.2	10.8	9.6	10.1	9.0	195.4	
				10.8	9.5	8.7	9.9	8.6	9.3	10.6	9.1	9.8	9.7		
5	17	ZARIĆ Brankica	SRB	94	91	97	96	378- 9x							
		Finals shots:		10.0	9.4	7.9	10.4	10.2	10.4	9.1	10.7	9.9	10.5	174.5	
				9.4	8.7	9.8	9.7	9.0	10.1	10.3	9.0				
6	12	KONISHI Yukari	JPN	95	94	93	95	377- 6x							
		Finals shots:		9.9	10.3	8.9	10.5	10.6	9.6	8.8	9.4	10.7	8.7	154.5	
				9.1	10.2	10.5	8.6	9.8	8.9						
7	16	MILOVANOVIĆ Jasmina	SRB	90	95	94	96	375-13x							
		Finals shots:		9.8	9.2	10.7	9.2	10.1	9.9	10.0	9.8	10.1	9.1	134.7	
				9.4	8.6	9.8	9.0								
8	11	TOBAI-SIKE Renata	HUN	96	92	97	96	381- 9x							
		Finals shots:		10.1	9.7	10.2	9.0	9.3	8.9	9.5	9.1	9.9	9.9	115.9	
				10.3	10.0										



MST RUŠE 2017
RESULTS
10m AIR PISTOL WOMEN
Qualification

Ruše
SAT 14 JAN 2017



Rank	FP	Bib No	Name	Nat	Team	Series				Total	Remarks
						1	2	3	4		
1	34	14	ARUNOVIĆ Zorana	<u>SRB</u>	SERBIA	98	96	95	98	387-11x	QF
2	26	11	TOBAI-SIKE Renata	HUN		96	92	97	96	381- 9x	QF
3	20	17	ZARIĆ Brankica	SRB		94	91	97	96	378- 9x	QF
4	25	28	HLEBEC Zlatka	<u>CRO</u>	CROATIA	94	96	95	93	378- 6x	QF
5	32	12	KONISHI Yukari	JPN		95	94	93	95	377- 6x	QF
6	30	16	MILOVANOVIĆ Jasmina	<u>SRB</u>	SERBIA	90	95	94	96	375-13x	QF
7	24	15	VELIČKOVIĆ Bobana	<u>SRB</u>	SERBIA	94	93	95	91	373- 8x	QF
8	19	23	MINCHEVA Miroslava	BUL		91	94	95	93	373- 7x	QF
9	36	10	BABICZ Sara	HUN		92	93	92	95	372- 8x	
10	33	3	VODEB Katja	<u>SLO</u>	SLOVENIA	91	95	91	94	371- 6x	
11	28	24	BOTEVA Monika	BUL		91	96	94	89	370- 9x	
12	42	20	SIMIĆ Teodora	SRB		90	91	93	95	369- 5x	
13	35	4	BOLA UJČIČ Denis	<u>SLO</u>	SLOVENIA	89	94	92	93	368- 8x	
14	44	19	MARICKI Katarina	SRB		90	93	92	93	368- 5x	
15	37	5	TKALEC Jagoda	SLO		90	85	97	95	367- 8x	
16	38	32	ŠTRBAC Marijana Matea	<u>CRO</u>	CROATIA	90	91	93	93	367- 4x	
17	29	1	RAUŠL Majda	<u>SLO</u>	SLOVENIA	92	93	89	92	366- 6x	
18	18	18	ŠUNJEVARIĆ Marija	SRB		90	87	94	94	365- 7x	
19	27	21	TODOROVIĆ Jelena	SRB		88	93	92	91	364- 4x	
20	45	34	LUČIĆ Martina	CRO		91	91	92	90	364- 3x	
21	40	13	YAMADA Satoko	JPN		90	89	93	89	361- 5x	
22	23	26	SILADJEV Marija	<u>CRO</u>	CROATIA	93	89	89	89	360- 5x	
23	39	6	PREZELJ Anja	SLO		92	89	95	84	360- 2x	
24	43	8	SMOLIČ Klara	SLO		93	89	90	86	358- 2x	
25	22	22	STANOJKOVIĆ Malina	SRB		87	90	90	87	354- 5x	
26	21	9	MAČEK Saša	SLO		86	90	88	87	351- 2x	
27	41	7	GMAJNIČ Urška	SLO		88	83	84	93	348- 3x	
		2	KOLMAN Mojca	SLO							DNS

Protest Date / Time:

Summary

Number of athletes on this list: 28; Total number of athletes: 42; Total number of teams: 3

Legend

85E25153

Team Member Bib No Bib Number DNS Did Not Start
FP Firing Point Nat Nation QF Qualified for Finals

Version of 14 JAN 2017, 09:28

Q000000IA1401170000.10000000.AP40.0.001.pdf

B54F


1

Page 1 of 1





MST RUŠE 2017
RESULTS
10m AIR PISTOL WOMEN
TEAM
Ruše
SAT 14 JAN 2017



Rank	Bib No	Name	Series				Total	Remarks
			1	2	3	4		
1		SERBIA	282	284	284	285	1135-32x	
	14	ARUNOVIĆ Zorana	98	96	95	98	387-11x	
	16	MILOVANOVIĆ Jasmina	90	95	94	96	375-13x	
	15	VELIČKOVIĆ Bobana	94	93	95	91	373- 8x	
2		SLOVENIA	272	282	272	279	1105-20x	
	3	VODEB Katja	91	95	91	94	371- 6x	
	4	BOLA UJČIČ Denis	89	94	92	93	368- 8x	
	1	RAUŠL Majda	92	93	89	92	366- 6x	
3		CROATIA	277	276	277	275	1105-15x	
	28	HLEBEC Zlatka	94	96	95	93	378- 6x	
	32	ŠTRBAC Marijana Matea	90	91	93	93	367- 4x	
	26	SILADJEV Marija	93	89	89	89	360- 5x	

Protest Date / Time:

Summary

Number of athletes on this list: 9; Total number of athletes: 42; Total number of teams: 3

Legend

7CD87277

Bib No **Bib Number**

Version of 14 JAN 2017, 09:28

Q000000TA1401170000.10000000.AP40.0.001.pdf

B54F

1

Page 1 of 1





GRAND PRIX RUŠE 2017

FINAL RESULTS

10m AIR RIFLE MEN



Ruše
SUN 15 JAN 2017

Rank	Bib No	Name	Nat	Series						Total	Remarks			
				1	2	3	4	5	6					
1	317	PENI Istvan	HUN	105.7	105.6	104.5	104.8	104.4	105.2	630.2				
		Finals shots:		10.4	10.6	10.5	10.4	10.3	10.2	10.1	10.5	10.5	9.9	248.4
				10.2	10.4	9.8	10.5	10.5	10.6	10.2	10.7	10.4	9.8	
				10.2	10.6	10.8	10.3							
2	315	SOMOGYI Peter	HUN	106.2	105.4	103.8	103.7	104.3	105.4	628.8				
		Finals shots:		9.9	10.6	10.5	10.7	10.2	10.5	10.2	10.2	9.9	10.5	247.5
				10.8	10.6	10.3	10.2	9.6	10.5	10.5	10.3	10.3	10.5	
				10.4	9.7	9.9	10.7							
3	347	PETANJEK Borna	CRO	102.9	106.7	104.9	104.6	104.3	103.1	626.5				
		Finals shots:		10.6	9.7	10.5	10.6	10.1	10.6	9.8	10.9	9.6	10.4	226.7
				10.6	10.7	10.5	10.3	10.9	9.6	10.0	10.7	10.6	9.9	
				10.0	10.1									
4	316	SIDI Peter	HUN	104.8	105.4	106.2	104.4	105.5	104.3	630.6				
		Finals shots:		10.7	10.5	9.2	10.7	9.9	10.4	10.6	9.4	10.3	10.6	205.2
				10.9	9.8	9.9	10.4	10.2	10.3	10.3	10.8	9.9	10.4	
5	320	SHIMADA Atsushi	JPN	103.7	104.9	106.1	105.4	104.7	105.7	630.5				
		Finals shots:		10.0	9.8	9.7	10.3	10.6	9.9	9.5	10.7	10.4	10.6	183.8
				10.3	10.5	10.6	10.0	10.5	10.4	9.8	10.2			
6	345	GORŠA Petar	CRO	104.2	104.6	104.0	103.8	105.8	103.5	625.9				
		Finals shots:		10.7	10.2	9.9	10.2	10.6	10.1	10.5	10.1	10.1	10.4	163.8
				10.0	10.8	9.4	10.4	10.3	10.1					
7	322	SEBIĆ Milenko	SRB	105.0	103.3	104.8	104.8	104.5	103.7	626.1				
		Finals shots:		9.9	10.3	10.3	10.4	10.4	10.6	10.3	9.5	10.1	10.2	142.3
				10.4	10.3	10.4	9.2							
8	337	VAS Peter	HUN	102.5	102.7	104.0	105.1	105.7	105.2	625.2				
		Finals shots:		9.9	9.9	10.3	10.0	10.3	10.5	10.5	10.0	10.3	10.2	121.5
				10.2	9.4									

Protest Date / Time:

Summary

Number of athletes on this list: 8; Total number of athletes: 87

Legend

2B91749B

Bib No **Bib Number** **Nat** **Nation** **SO** **Athlete eliminated by Shoot-off for tie**

S-off **Shoot-off**

Version of 15 JAN 2017, 19:27

F100000IA1501170000.2000000.AR60.0.001.pdf

B54F

4

Page 1 of 1






GRAND PRIX RUŠE 2017

RESULTS 10m AIR RIFLE MEN Qualification

Ruše
SUN 15 JAN 2017



Rank	FP	Bib No	Name	Nat	Team	Series						Total	Re m
						1	2	3	4	5	6		
1	34	316	SIDI Peter	<u>HUN</u>	HUNGARY	104.8	105.4	106.2	104.4	105.5	104.3	630.6	QF
2	4	320	SHIMADA Atsushi	JPN		103.7	104.9	106.1	105.4	104.7	105.7	630.5	QF
3	38	317	PENI Istvan	<u>HUN</u>	HUNGARY	105.7	105.6	104.5	104.8	104.4	105.2	630.2	QF
4	12	315	SOMOGYI Peter	<u>HUN</u>	HUNGARY	106.2	105.4	103.8	103.7	104.3	105.4	628.8	QF
5	36	347	PETANJEK Borna	CRO		102.9	106.7	104.9	104.6	104.3	103.1	626.5	QF
6	6	322	SEBIĆ Milenko	<u>SRB</u>	SERBIA	105.0	103.3	104.8	104.8	104.5	103.7	626.1	QF
7	7	345	GORŠA Petar	CRO		104.2	104.6	104.0	103.8	105.8	103.5	625.9	QF
8	40	337	VAS Peter	HUN		102.5	102.7	104.0	105.1	105.7	105.2	625.2	QF
9	9	324	STEFANOVIĆ Milutin	<u>SRB</u>	SERBIA	105.9	103.8	104.4	101.8	104.5	104.5	624.9	
10	17	336	PEKLER Zalán	HUN		103.1	103.8	105.7	102.5	104.1	104.7	623.9	
11	10	330	BALAZ Zoltan	SVK		103.2	103.3	103.7	104.5	104.2	104.4	623.3	
12	8	318	OKADA Naoya	JPN		105.1	103.6	104.4	103.0	104.2	102.5	622.8	
13	24	350	OBOROVEČKI Martin	CRO		103.0	103.3	104.0	103.0	103.7	105.1	622.1	
14	5	331	HOLKO Ondrej	SVK		104.4	104.6	103.0	102.9	104.0	103.1	622.0	
15	32	360	MIKULJAN Andrija	CRO		103.9	102.7	103.5	103.7	104.1	103.9	621.8	
16	24	346	ČERINA Marin	CRO		104.5	103.1	102.5	103.7	104.0	103.9	621.7	
17	41	306	PINTER Franc	SLO		104.3	103.0	103.9	102.3	103.1	104.8	621.4	
18	39	311	JARNI Domen	<u>SLO</u>	SLOVENIA	103.9	102.4	104.5	103.7	103.5	103.2	621.2	
19	32	325	ČOTRA Igor	SRB		102.9	104.8	103.9	104.5	103.0	102.1	621.2	
20	15	323	PLETIKOSIĆ Stevan	<u>SRB</u>	SERBIA	101.8	103.7	102.0	105.2	105.1	103.2	621.0	
21	33	305	DEBEVEC Rajmond	<u>SLO</u>	SLOVENIA	101.2	103.0	103.1	103.8	103.5	105.3	619.9	
22	27	303	MOIČEVIĆ Željko	<u>SLO</u>	SLOVENIA	103.0	102.5	103.7	103.8	103.8	102.7	619.5	
23	2	326	KOVAČEVIĆ Lazar	SRB		101.9	103.3	104.4	104.1	104.3	101.4	619.4	
24	26	314	VERES Adam	HUN		103.6	103.3	100.2	104.5	103.9	103.8	619.3	
25	23	304	JODL Benjamin	SLO		102.6	101.2	103.3	103.6	104.9	103.3	618.9	
26	35	302	PRESTEREL Anže	SLO		104.1	103.3	103.0	104.1	102.2	102.0	618.7	
27	34	359	ĐURKOVIĆ Bojan	CRO		103.8	102.4	101.3	105.5	103.9	100.9	617.8	
28	18	327	JOVANOVIĆ Stevan	SRB		100.8	105.0	101.1	104.8	103.2	102.8	617.7	
29	16	369	MARIČIČ Miran	CRO		103.5	101.4	102.8	103.3	103.0	103.3	617.3	
30	30	321	PEŠIĆ Dejan	SRB		102.5	102.5	103.8	102.8	103.9	101.0	616.5	
31	13	313	MARKOJA Robert	SLO		103.5	103.8	103.5	99.3	102.0	104.2	616.3	
32	28	352	KAPAS Istvan	HUN		101.0	102.8	103.2	102.4	102.9	103.9	616.2	
33	25	335	CERVENKA Denis	SVK		101.5	102.7	103.1	103.1	103.9	101.8	616.1	
34	21	333	JANY Patrik	SVK		102.5	103.4	102.8	102.6	101.4	103.3	616.0	

Rank	FP	Bib No	Name	Nat	Team	Series						Total	Rem
						1	2	3	4	5	6		
35	45	309	PETELINEK Jakob	SLO		102.5	102.9	99.0	105.2	103.2	102.7	615.5	
36	16	319	SHINOHARA Akihiro	JPN		102.1	101.3	103.6	102.7	103.1	102.7	615.5	
37	20	329	SAVIĆ Đorđe	SRB		103.5	102.6	102.0	100.7	104.1	102.5	615.4	
38	11	312	KADUNC Maj	SLO		102.9	101.1	104.6	101.4	101.8	102.7	614.5	
39	31	363	ŽALIK Tadej	SLO		103.8	102.0	100.4	102.1	102.8	102.8	613.9	
40	22	348	PETRIČEVIĆ Ivan	CRO		102.7	102.0	103.1	100.0	102.5	102.4	612.7	
41	44	334	SULEK Stefan	SVK		102.4	99.8	104.0	102.7	101.5	102.3	612.7	
42	43	307	KOLENC Jan	SLO		100.7	102.0	103.8	103.1	100.0	102.7	612.3	
43	28	328	RANČIĆ Đorđe	SRB		102.2	101.2	101.8	102.5	103.0	101.0	611.7	
44	1	349	SIKAVICA Josip	CRO		100.8	102.0	104.1	103.7	98.1	102.7	611.4	
45	15	370	BERNOT Gašper	SLO		99.8	101.4	103.4	101.6	103.3	100.4	609.9	
46	19	343	POTRČ Simon	SLO		102.9	102.0	103.2	101.9	98.7	100.9	609.6	
47	37	310	PIVK Matevž	SLO		101.1	100.1	102.7	101.7	100.9	102.9	609.4	
48	31	308	KANDARE Erik	SLO		99.5	103.1	99.6	104.1	103.2	98.5	608.0	
49	14	332	MEDVED Matej	SVK		102.5	101.5	99.7	101.3	102.2	100.3	607.5	
50	30	361	ŠTRBENAC Luka	CRO		99.2	98.9	100.4	102.7	103.1	102.5	606.8	
51	36	356	HORVAT Tadej	SLO		102.0	99.2	101.8	101.5	101.2	100.9	606.6	
52	17	368	ILIC Veljko	SRB		100.4	98.4	102.1	100.2	100.6	104.7	606.4	
53	29	353	RAVNIKAR Vilijem	SLO		99.6	100.8	102.2	100.2	101.2	102.3	606.3	
54	25	340	GOTOVINA Gregor	SLO		100.2	101.3	100.4	101.4	100.5	102.2	606.0	
55	23	339	PIRIH Maj	SLO		101.0	98.3	100.9	100.4	101.8	102.4	604.8	
56	27	342	ADLEŠIČ Jernej	SLO		102.6	101.5	100.0	102.6	97.3	99.8	603.8	
57	33	358	NAGY Jan	SLO		101.9	102.7	99.9	101.8	98.9	97.8	603.0	
58	37	362	JAKOPIČEK Patrik	SLO		98.7	99.4	96.6	100.1	101.9	100.7	597.4	
59	14	371	MALOVIĆ Luka	CRO		96.0	98.6	97.0	100.2	101.1	102.7	595.6	
60	22	351	GAŠPAR Nikola	CRO		98.5	99.9	100.4	98.8	101.0	97.0	595.6	
61	12	341	LUŽAR Blaž	SLO		98.3	98.9	98.9	98.5	99.3	99.4	593.3	
62	20	357	TOMAŽIČ Žan	SLO		96.3	102.1	99.1	99.0	96.9	99.3	592.7	
63	3	338	VELLA William	MLT		97.3	97.7	96.8	99.0	99.1	101.1	591.0	
64	26	344	TEMENT Jan	SLO		98.1	99.0	99.0	97.4	98.1	96.8	588.4	
65	13	364	MAUČEC Gregor	SLO		99.6	98.4	98.7	97.2	94.9	98.6	587.4	
66	35	366	REŽONJA Leon	SLO		97.1	99.5	98.9	98.0	96.3	96.9	586.7	
67	18	367	VERBOTEN Blaž	SLO		97.2	97.7	98.0	98.9	93.3	99.1	584.2	
68	21	365	MAUČEC Avguštin	SLO		97.0	97.0	97.0	98.2	99.0	94.5	582.7	

Protest Date / Time:

Summary

Number of athletes on this list: 68; Total number of athletes: 87; Total number of teams: 3

Legend

DD9CBFEF

____ Team Member
Nat Nation

Bib No Bib Number
QF Qualified for Finals

FP Firing Point
Rem Remarks

Version of 15 JAN 2017, 16:17

Q100000IA1501170000.2000000.AR60.0.001.pdf

B54F 4

Page 2 of 2





GRAND PRIX RUŠE 2017

RESULTS 10m AIR RIFLE MEN TEAM

Ruše
SUN 15 JAN 2017



Rank	Bib No	Name	Series						Total	Remarks
			1	2	3	4	5	6		
1		HUNGARY	316.7	316.4	314.5	312.9	314.2	314.9	1889.6	
	316	SIDI Peter	104.8	105.4	106.2	104.4	105.5	104.3	630.6	
	317	PENI Istvan	105.7	105.6	104.5	104.8	104.4	105.2	630.2	
	315	SOMOGYI Peter	106.2	105.4	103.8	103.7	104.3	105.4	628.8	
2		CROATIA	311.6	314.4	311.4	312.1	314.1	310.5	1874.1	
	347	PETANJEK Borna	102.9	106.7	104.9	104.6	104.3	103.1	626.5	
	345	GORŠA Petar	104.2	104.6	104.0	103.8	105.8	103.5	625.9	
	346	ČERINA Marin	104.5	103.1	102.5	103.7	104.0	103.9	621.7	
3		SERBIA	312.7	310.8	311.2	311.8	314.1	311.4	1872.0	
	322	SEBIĆ Milenko	105.0	103.3	104.8	104.8	104.5	103.7	626.1	
	324	STEFANOVIĆ Milutin	105.9	103.8	104.4	101.8	104.5	104.5	624.9	
	323	PLETIKOSIĆ Stevan	101.8	103.7	102.0	105.2	105.1	103.2	621.0	
4		JAPAN	310.9	309.8	314.1	311.1	312.0	310.9	1868.8	
	320	SHIMADA Atsushi	103.7	104.9	106.1	105.4	104.7	105.7	630.5	
	318	OKADA Naoya	105.1	103.6	104.4	103.0	104.2	102.5	622.8	
	319	SHINOHARA Akihiro	102.1	101.3	103.6	102.7	103.1	102.7	615.5	
5		SLOVAKIA	309.1	310.6	309.8	310.5	312.1	309.3	1861.4	
	330	BALAZ Zoltan	103.2	103.3	103.7	104.5	104.2	104.4	623.3	
	331	HOLKO Ondrej	104.4	104.6	103.0	102.9	104.0	103.1	622.0	
	335	CERVENKA Denis	101.5	102.7	103.1	103.1	103.9	101.8	616.1	
6		SLOVENIA	308.1	307.9	311.3	311.3	310.8	311.2	1860.6	
	311	JARNI Domen	103.9	102.4	104.5	103.7	103.5	103.2	621.2	
	305	DEBEVEC Rajmond	101.2	103.0	103.1	103.8	103.5	105.3	619.9	
	303	MOIČEVIĆ Željko	103.0	102.5	103.7	103.8	103.8	102.7	619.5	

Protest Date / Time:

Summary

Number of athletes on this list: 18; Total number of athletes: 87; Total number of teams: 6

Legend

Bib No Bib Number

6FE42524

Version of 15 JAN 2017, 16:38

Q100000TA1501170000.200000.AR60.0.001.pdf

B54F

4

Page 1 of 1






GRAND PRIX RUŠE 2017


FINAL RESULTS

10m AIR PISTOL MEN



Ruše
SUN 15 JAN 2017

Rank	Bib No	Name	Nat	Series						Total	Remarks
				1	2	3	4	5	6		
1	113	TATRAI Miklos	HUN	94	97	96	98	96	96	577-14x	
		Finals shots:	10.4 9.4 10.1 10.7	10.3 9.8 10.0 10.9	10.1 9.9	240.3					
			8.3 10.4 10.7 8.4	10.0 9.7 10.3 10.4	10.4 10.3						
			10.5 9.9 9.3 10.1								
2	101	VENTA Kevin	SLO	98	95	99	99	96	96	583-20x	
		Finals shots:	10.5 9.6 9.6 9.2	10.3 10.6 10.4 10.2	10.7 10.0	239.0					
			10.6 9.6 10.7 10.0	10.2 9.3 9.8 9.5	9.9 10.1						
			9.6 10.1 8.0 10.5								
3	121	GRGIĆ Dimitrije	SRB	98	99	98	98	99	98	590-26x	
		Finals shots:	10.5 9.7 9.8 10.5	10.2 10.2 10.1 10.5	9.3 9.7	218.9					
			10.1 9.4 10.7 10.2	9.6 10.4 9.1 9.8	10.3 9.6						
			9.3 9.9								
4	140	KAČAVENDA Uroš	CRO	96	96	100	97	97	95	581-25x	
		Finals shots:	9.6 10.6 10.5 9.6	9.9 10.4 9.5 10.5	9.3 10.2	198.7					
			10.2 10.4 8.8 10.1	9.2 10.4 9.9 9.8	9.4 10.4						
5	118	MATSUDA Tomoyuki	JPN	96	97	98	96	95	97	579-23x	
		Finals shots:	9.8 10.3 9.4 10.0	10.2 9.7 10.6 9.8	9.6 10.4	176.9					
			9.8 8.9 9.3 9.6	9.3 10.9 9.2 10.1							
6	152	TUZINSKY Juraj	SVK	96	96	96	99	98	98	583-22x	
		Finals shots:	10.8 9.6 9.9 9.6	9.3 9.2 10.2 9.5	10.4 10.0	157.2					
			9.9 10.1 9.8 10.1	9.1 9.7							
7	119	HORIMIZU Kojiro	JPN	99	97	98	94	97	94	579-17x	
		Finals shots:	8.5 9.4 10.0 9.8	10.0 10.4 9.0 9.4	9.5 10.5	136.3					
			9.7 9.7 10.7 9.7								
8	114	ANTAL Balazs	HUN	98	99	96	94	95	97	579-18x	
		Finals shots:	8.6 10.2 10.4 9.2	10.3 10.5 10.7 8.8	9.6 8.6	115.4					
			9.9 8.6								



GRAND PRIX RUŠE 2017

RESULTS 10m AIR PISTOL MEN

Qualification

Ruše

SUN 15 JAN 2017



Rank	FP	Bib No	Name	Nat	Team	Series						Total	Re m
						1	2	3	4	5	6		
1	8	121	GRGIĆ Dimitrije	<u>SRB</u>	SERBIA	98	99	98	98	99	98	590-26x	QF
2	23	152	TUZINSKY Juraj	SVK		96	96	96	99	98	98	583-22x	QF
3	43	101	VENTA Kevin	<u>SLO</u>	SLOVENIA	98	95	99	99	96	96	583-20x	QF
4	11	140	KAČAVENDA Uroš	CRO		96	96	100	97	97	95	581-25x	QF
5	10	118	MATSUDA Tomoyuki	<u>JPN</u>	JAPAN	96	97	98	96	95	97	579-23x	QF
6	26	114	ANTAL Balazs	<u>HUN</u>	HUNGARY	98	99	96	94	95	97	579-18x	QF
7	4	119	HORIMIZU Kojiro	<u>JPN</u>	JAPAN	99	97	98	94	97	94	579-17x	QF
8	32	113	TATRAI Miklos	<u>HUN</u>	HUNGARY	94	97	96	98	96	96	577-14x	QF
9	5	134	KRIŠTO Ante	CRO		97	96	96	95	97	95	576-18x	
10	14	122	PETROV Duško	<u>SRB</u>	SERBIA	95	95	95	97	95	98	575-19x	
11	28	138	VUJIĆ Zoran	<u>SRB</u>	SERBIA	92	97	94	95	98	97	573-21x	
12	15	133	POSAVEC Željko	CRO		94	95	97	92	96	97	571-13x	
13	35	106	ČEPER Jože	<u>SLO</u>	SLOVENIA	93	94	93	95	98	97	570-15x	
14	37	103	STOJAK Sašo	<u>SLO</u>	SLOVENIA	96	95	98	96	92	93	570-13x	
15	42	147	KOVAČEVIĆ Josip	CRO		94	97	90	98	96	94	569-18x	
16	18	120	SONODA Yoshinobu	<u>JPN</u>	JAPAN	92	94	95	97	95	96	569-15x	
17	13	127	CHAKALOV Atanas	BUL		93	96	94	97	98	91	569-15x	
18	45	104	TOMAŠEVIČ Klemen	SLO		96	92	95	94	97	93	567-14x	
19	2	123	MAŠANOVIĆ Branko	SRB		95	94	97	93	94	93	566-15x	
20	40	136	CINDRIĆ Vlado	CRO		95	89	98	94	95	95	566- 6x	
21	21	126	KOSTUR Marek	SVK		92	93	97	93	94	96	565-10x	
22	39	102	KUNŠEK Blaž	SLO		93	99	93	92	93	95	565- 9x	
23	40	146	SUNKO Darko	CRO		92	92	95	95	95	95	564-11x	
24	44	115	KALMAR Tamas	HUN		95	92	92	94	97	94	564-11x	
25	27	110	UŠENIČNIK Luka	SLO		94	92	91	94	97	95	563-15x	
26	24	128	KIROV Kiril	BUL		95	92	96	93	93	94	563-15x	
27	38	142	BUTKOVIĆ Borna	CRO		92	93	94	97	96	91	563-14x	
28	3	148	GRAMNJAK Boris	CRO		92	95	93	91	97	95	563- 8x	
29	19	149	ŠPIRELJA Saša	CRO		92	92	94	90	98	96	562-15x	
30	22	150	TKALEC Peter	SLO		96	95	94	92	90	95	562-14x	
31	38	154	LJUBIČ Cveto	SLO		92	93	92	93	97	95	562-10x	
32	36	117	CSIZMADIA Andras	<u>HUN</u>	HUNGARY	92	93	95	94	96	92	562-10x	
33	45	130	SIMONIČ Simon	SLO		94	98	96	90	87	95	560-11x	
34	42	137	CINDRIĆ Matija	CRO		92	96	94	92	91	94	559- 9x	

Rank	FP	Bib No	Name	Nat	Team	Series						Total	Rem
						1	2	3	4	5	6		
35	1	112	BOGŠA Žan	SLO		93	92	96	95	89	93	558-	5x
36	16	116	SZÜCS Gergö	HUN		90	95	97	88	93	94	557-	12x
37	9	143	TAKAČ Ivica	CRO		90	96	95	90	96	90	557-	11x
38	12	125	ADAMOVIĆ Petar	SRB		96	86	96	92	93	94	557-	6x
39	41	132	MIHOLIČ Miran	SLO		91	89	93	96	96	91	556-	14x
40	20	151	BRUNŠEK Andrej	SLO		93	91	93	92	92	95	556-	13x
41	29	109	DEMŠAR Matija	SLO		89	95	93	93	92	92	554-	11x
42	39	27	SZABÓ Bela	HUN		90	95	92	91	90	96	554-	10x
43	31	108	KLANČAR Jure	SLO		92	90	93	90	93	94	552-	7x
44	33	107	ROŽMAN David	SLO		92	90	92	93	96	88	551-	13x
45	43	131	CIGLARIČ Aleksander	SLO		91	93	94	90	92	90	550-	9x
46	17	139	JOVANOVIĆ Srđan	SRB		92	93	91	86	91	95	548-	8x
47	7	144	KRALJ Saša	CRO		88	86	92	92	93	96	547-	7x
48	25	111	GMAJNIČ Anže	SLO		93	91	91	93	88	90	546-	10x
49	6	124	TODOROVIĆ Stefan	SRB		89	90	94	94	90	87	544-	8x
50	44	129	PEVEC Teodor	SLO		87	87	80	88	85	83	510-	1x
		141	ČELIĆ Leon Luka	CRO									DNS
		105	SIMONIČ Boštjan	SLO									DNS
		135	ŽERAVICA Marko	CRO									DNS

Protest Date / Time:

Summary

Number of athletes on this list: 53; Total number of athletes: 90; Total number of teams: 4

Legend

3132659A

—	Team Member	Bib No	Bib Number	DNS	Did Not Start
FP	Firing Point	Nat	Nation	QF	Qualified for Finals
Rem	Remarks				

Version of 15 JAN 2017, 13:05

Q100000IA1501170000.8000000.AP60.0.001.pdf

B54F

2

Page 2 of 2





GRAND PRIX RUŠE 2017

INTERMEDIATE RESULTS

10m AIR PISTOL MEN



TEAM
Ruše
SUN 15 JAN 2017



Rank	Bib No	Name	Series						Total	Remarks
			1	2	3	4	5	6		
1		SERBIA	285	291	287	290	292	293	1738-66x	
	121	GRGIĆ Dimitrije	98	99	98	98	99	98	590-26x	
	122	PETROV Duško	95	95	95	97	95	98	575-19x	
	138	VUJIĆ Zoran	92	97	94	95	98	97	573-21x	
2		JAPAN	287	288	291	287	287	287	1727-55x	
	118	MATSUDA Tomoyuki	96	97	98	96	95	97	579-23x	
	119	HORIMIZU Kojiro	99	97	98	94	97	94	579-17x	
	120	SONODA Yoshinobu	92	94	95	97	95	96	569-15x	
3		SLOVENIA	287	284	290	290	286	286	1723-48x	
	101	VENTA Kevin	98	95	99	99	96	96	583-20x	
	106	ČEPER Jože	93	94	93	95	98	97	570-15x	
	103	STOJAK Sašo	96	95	98	96	92	93	570-13x	
4		HUNGARY	284	289	287	286	287	285	1718-42x	
	114	ANTAL Balazs	98	99	96	94	95	97	579-18x	
	113	TATRAI Miklos	94	97	96	98	96	96	577-14x	
	117	CSIZMADIA Andras	92	93	95	94	96	92	562-10x	

Protest Date / Time:

Summary

Number of athletes on this list: 12; Total number of athletes: 90; Total number of teams: 4

Legend

948EDB97

Bib No **Bib Number**

Version of 15 JAN 2017, 13:07

Q10000AT11501170000.8000000.AP60.0.001.pdf

B54F

2

Page 1 of 1







GRAND PRIX RUŠE 2017

FINAL RESULTS

10m AIR RIFLE WOMEN



Ruše
SUN 15 JAN 2017



Rank	Bib No	Name	Nat	Series				Total	Remarks
				1	2	3	4		
1	267	GUSTIN Valentina	CRO	102.6	105.0	104.5	104.5	416.6	
		Finals shots:	10.2 9.3 10.8 9.9 10.2 10.6 10.5 10.1 9.9 10.4	247.9					
			10.8 10.0 10.3 10.4 10.7 10.3 10.7 10.1 10.2 10.6						
			10.2 10.5 10.8 10.4						
2	201	DVORŠAK Živa	SLO	103.8	103.7	104.7	103.6	415.8	
		Finals shots:	10.5 10.3 10.2 9.7 10.8 10.3 10.1 10.6 10.5 10.8	247.3					
			10.6 10.3 9.8 10.6 10.8 10.3 10.5 10.1 10.3 10.3						
			9.9 10.8 10.4 8.8						
3	224	BANJAC Tatjana	SRB	101.2	103.7	105.4	103.7	414.0	
		Finals shots:	10.3 10.0 10.6 9.3 10.3 9.8 10.4 10.3 9.6 10.1	223.9					
			10.0 10.8 10.5 9.9 10.8 9.7 10.2 9.8 10.4 10.6						
			10.5 10.0						
4	222	TODOROVIĆ Dragana	SRB	103.2	104.2	103.8	104.4	415.6	
		Finals shots:	10.6 9.8 9.8 10.1 10.1 9.9 10.2 10.3 9.6 10.1	203.1					
			10.5 10.1 10.5 10.7 9.7 10.5 10.2 10.1 9.9 10.4						
5	217	KONOMOTO Maki	JPN	104.9	104.7	102.6	103.2	415.4	
		Finals shots:	9.2 10.4 10.5 10.1 9.9 10.0 9.7 10.7 10.0 9.8	181.8					
			10.2 10.0 10.3 10.1 10.8 10.5 9.8 9.8						
6	238	PEJČIĆ Snježana	CRO	103.7	102.6	104.1	105.5	415.9	
		Finals shots:	10.2 10.9 8.8 9.3 10.2 9.8 10.3 10.0 10.5 10.1	160.9					
			10.2 10.3 10.2 10.3 9.9 9.9						
7	230	HYBLEROVA Jana	SVK	104.4	103.5	104.3	105.0	417.2	
		Finals shots:	10.5 9.0 9.7 10.4 9.4 10.0 9.5 10.6 9.3 10.5	138.4					
			9.9 10.2 9.8 9.6						
8	269	KUHARIČ Urška	SLO	104.0	104.3	104.5	101.8	414.6	
		Finals shots:	9.9 9.5 10.2 9.0 10.6 9.1 8.3 8.9 9.7 10.1	116.1					
			10.5 10.3						



GRAND PRIX RUŠE 2017

RESULTS 10m AIR RIFLE WOMEN Qualification

Ruše
SUN 15 JAN 2017



Rank	FP	Bib No	Name	Nat	Team	Series				Total	Remarks
						1	2	3	4		
1	7	230	HYBLEROVA Jana	<u>SVK</u>	SLOVAKIA	104.4	103.5	104.3	105.0	417.2	QF
2	3	267	GUSTIN Valentina	<u>CRO</u>	CROATIA	102.6	105.0	104.5	104.5	416.6	QF
3	11	238	PEJČIĆ Snježana	<u>CRO</u>	CROATIA	103.7	102.6	104.1	105.5	415.9	QF
4	35	201	DVORŠAK Živa	<u>SLO</u>	SLOVENIA	103.8	103.7	104.7	103.6	415.8	QF
5	16	222	TODOROVIĆ Dragana	<u>SRB</u>	SERBIA	103.2	104.2	103.8	104.4	415.6	QF
6	10	217	KONOMOTO Maki	<u>JPN</u>	JAPAN	104.9	104.7	102.6	103.2	415.4	QF
7	19	269	KUHARIČ Urška	<u>SLO</u>	SLOVENIA	104.0	104.3	104.5	101.8	414.6	QF
8	6	224	BANJAC Tatjana	SRB		101.2	103.7	105.4	103.7	414.0	QF
9	5	245	PAVLIĆ Sandra	<u>CRO</u>	CROATIA	103.6	104.0	102.8	103.6	414.0	
10	40	214	GASPAR Lalita	<u>HUN</u>	HUNGARY	102.9	102.9	103.3	104.8	413.9	
11	44	228	ZAVIŠIĆ Marija	SRB		104.2	104.3	104.2	101.2	413.9	
12	26	213	MISKOLCZI Julianna	<u>HUN</u>	HUNGARY	103.7	103.9	103.4	102.7	413.7	
13	23	227	MALIĆ Marija	SRB		103.6	102.6	104.9	102.6	413.7	
14	12	220	ARSOVIĆ Andrea	<u>SRB</u>	SERBIA	103.1	105.6	102.7	102.2	413.6	
15	36	215	SZIJJ Katinka	<u>HUN</u>	HUNGARY	103.2	103.0	103.0	103.8	413.0	
16	4	226	KOLAREVIĆ Marija	SRB		101.7	103.7	104.3	103.3	413.0	
17	2	219	TOISHI Mai	<u>JPN</u>	JAPAN	101.5	104.7	102.3	103.7	412.2	
18	18	218	SHIMIZU Ayano	<u>JPN</u>	JAPAN	102.4	104.1	102.6	103.1	412.2	
19	5	246	ZELJKOVIĆ Marta	CRO		102.5	103.8	104.1	101.7	412.1	
20	39	202	BENČINA Sonja	<u>SLO</u>	SLOVENIA	102.9	101.6	103.5	103.9	411.9	
21	32	223	VUKAŠINOVIĆ Sanja	<u>SRB</u>	SERBIA	103.8	102.6	104.1	101.4	411.9	
22	3	250	BABIĆ Ivana	CRO		102.3	102.3	104.2	102.8	411.6	
23	2	212	SEBIĆ Alina	SRB		103.8	101.2	102.7	103.7	411.4	
24	9	237	KOLARIK Tijana	SRB		101.7	102.6	102.9	103.8	411.0	
25	38	247	VUKADIN Danijela	CRO		103.6	101.3	103.1	102.8	410.8	
26	31	203	HRAŠOVEC Urška	SLO		101.7	103.4	100.8	104.5	410.4	
27	15	242	PEREC Tanja	CRO		102.0	102.1	103.7	102.5	410.3	
28	6	241	PUFIČ Klavdija	SLO		102.1	103.7	100.7	103.2	409.7	
29	13	236	BAJOS Gitta	HUN		102.5	101.6	101.9	103.2	409.2	
30	43	207	LAZAR Lia	SLO		103.5	102.3	100.3	103.1	409.2	
31	28	251	KOBILŠEK Ana	CRO		102.5	101.9	101.7	102.7	408.8	
32	1	248	URBAS Amadea	CRO		101.9	102.5	100.3	103.9	408.6	
33	10	256	VOGRINČIČ Bianka	SLO		101.8	101.3	102.5	102.6	408.2	
34	14	225	ARMUŠ Nevena	SRB		101.0	102.5	104.3	100.4	408.2	

Rank	FP	Bib No	Name	Nat	Team	Series				Total	Remarks
						1	2	3	4		
35	17	232	BENIKOVA Diana	SVK	SLOVAKIA	100.8	100.4	102.8	103.9	407.9	
36	37	205	JUVAN Nina	SLO		101.2	101.2	102.9	102.2	407.5	
37	42	252	KOVAČ Ina	CRO		102.1	103.0	102.0	100.0	407.1	
38	30	216	BIATOVŠZKI Mira	HUN		103.5	101.8	101.5	100.1	406.9	
39	4	268	TASIC Natalija	SRB		103.2	100.4	103.0	99.4	406.0	
40	34	231	KOLAROVSKA Klaudia	SVK	SLOVAKIA	100.5	102.1	102.2	101.1	405.9	
41	22	235	SALYOVA Beata	SVK		102.4	102.1	99.1	102.1	405.7	
42	24	263	KOSI Antonija	SLO		100.4	101.1	102.3	101.3	405.1	
43	41	204	JEROVŠEK Klavdija	SLO		101.1	101.7	101.8	100.4	405.0	
44	20	229	JOVIĆ Jovana	SRB		99.9	101.7	99.8	103.5	404.9	
45	9	233	OLSAVSKA Ivana	SVK		100.3	103.7	101.3	99.2	404.5	
46	1	240	PAVŠIČ Selena	SLO		101.0	102.7	102.4	98.1	404.2	
47	27	209	LUKIĆ Suzana	SLO		100.6	103.6	100.0	99.9	404.1	
48	45	211	MARKELJ Vesna	SLO		99.8	99.5	101.7	102.6	403.6	
49	21	262	ŠPINDLER Nuša	SLO		102.2	98.6	101.4	101.0	403.2	
50	25	210	FEVŽER Katarina	SLO		102.2	99.1	99.4	102.2	402.9	
51	1	261	RUTNIK Špela	SLO		101.4	101.4	100.8	98.8	402.4	
52	3	239	GLAD Melanie	CRO		100.9	98.4	101.5	101.1	401.9	
53	29	208	SLAK Rebeka	SLO		100.8	100.5	101.5	99.1	401.9	
54	33	206	KERLATEC Ajda	SLO		97.2	100.8	101.1	100.8	399.9	
55	2	265	STAJNKO Brina	SLO		97.8	98.6	99.5	102.6	398.5	
56	6	258	LENARČIČ Nikita	SLO		101.2	98.8	99.4	98.2	397.6	
57	8	260	PLIBERŠEK Lucija	SLO		99.7	98.8	98.2	95.0	391.7	
58	7	264	ŽIŽEK Kristina	SLO		98.0	95.6	98.4	99.1	391.1	
59	4	257	NAGY Nika	SLO		101.0	100.0	99.3	87.6	387.9	
60	11	259	OSRAJNIK Klara	SLO		92.2	97.3	95.5	99.3	384.3	
		221	ANĐUŠIĆ MAKSIMOVIĆ Ivana	SRB							DNS
		243	HERCEG Estera	CRO							DNS
		244	JURKOVIĆ Matea	CRO							DNS
		249	PURGAR Dora	CRO							DNS

Protest Date / Time:

Summary

Number of athletes on this list: 64; Total number of athletes: 134; Total number of teams: 6

Legend

FACAFDA1

Team Member	Bib No	Bib Number	DNS	Did Not Start
Firing Point	Nat	Nation	QF	Qualified for Finals

Version of 15 JAN 2017, 14:28

Q000000IA1501170000.4000000.AR40.0.001.pdf

B54F 3

Page 2 of 2





GRAND PRIX RUŠE 2017

RESULTS 10m AIR RIFLE WOMEN TEAM

Ruše
SUN 15 JAN 2017



Rank	Bib No	Name	Series				Total	Remarks
			1	2	3	4		
1		CROATIA	309.9	311.6	311.4	313.6	1246.5	
	267	GUSTIN Valentina	102.6	105.0	104.5	104.5	416.6	
	238	PEJČIĆ Snježana	103.7	102.6	104.1	105.5	415.9	
	245	PAVLIĆ Sandra	103.6	104.0	102.8	103.6	414.0	
2		SLOVENIA	310.7	309.6	312.7	309.3	1242.3	
	201	DVORŠAK Živa	103.8	103.7	104.7	103.6	415.8	
	269	KUHARIČ Urška	104.0	104.3	104.5	101.8	414.6	
	202	BENČINA Sonja	102.9	101.6	103.5	103.9	411.9	
3		SERBIA	310.1	312.4	310.6	308.0	1241.1	
	222	TODOROVIĆ Dragana	103.2	104.2	103.8	104.4	415.6	
	220	ARSOVIĆ Andrea	103.1	105.6	102.7	102.2	413.6	
	223	VUKAŠINOVIĆ Sanja	103.8	102.6	104.1	101.4	411.9	
4		HUNGARY	309.8	309.8	309.7	311.3	1240.6	
	214	GASPAR Lalita	102.9	102.9	103.3	104.8	413.9	
	213	MISKOLCZI Julianna	103.7	103.9	103.4	102.7	413.7	
	215	SZIJJ Katinka	103.2	103.0	103.0	103.8	413.0	
5		JAPAN	308.8	313.5	307.5	310.0	1239.8	
	217	KONOMOTO Maki	104.9	104.7	102.6	103.2	415.4	
	219	TOISHI Mai	101.5	104.7	102.3	103.7	412.2	
	218	SHIMIZU Ayano	102.4	104.1	102.6	103.1	412.2	
6		SLOVAKIA	305.7	306.0	309.3	310.0	1231.0	
	230	HYBLEROVA Jana	104.4	103.5	104.3	105.0	417.2	
	232	BENIKOVA Diana	100.8	100.4	102.8	103.9	407.9	
	231	KOLAROVSKA Klaudia	100.5	102.1	102.2	101.1	405.9	

Protest Date / Time:

Summary

Number of athletes on this list: 18; Total number of athletes: 134; Total number of teams: 6

Legend

Bib No Bib Number

8C06253E

Version of 15 JAN 2017, 14:28

Q000000TA1501170000.400000.AR40.0.001.pdf

B54F

3

Page 1 of 1






GRAND PRIX RUŠE 2017

FINAL RESULTS

10m AIR PISTOL WOMEN



Ruše
SUN 15 JAN 2017

Rank	Bib No	Name	Nat	Series				Total	Remarks						
				1	2	3	4								
1	16	MILOVANOVIĆ Jasmina	SRB	92	94	97	94	377-12x							
		Finals shots:		10.1	9.4	9.3	10.1	9.8	9.2	10.0	9.9	9.4	9.9	238.7	
				10.4	9.7	9.6	10.4	10.0	9.9	10.4	10.3	10.8	10.4		
				9.2	10.2	10.4	9.9								
2	13	YAMADA Satoko	JPN	95	95	94	95	379-10x							
		Finals shots:		9.7	10.3	10.4	10.5	10.1	10.6	8.9	10.7	9.8	10.2	234.3	
				9.6	9.7	10.3	10.0	8.5	9.8	10.7	10.7	10.2	9.6		
				9.6	7.9	8.5	8.0								
3	15	VELIČKOVIĆ Bobana	SRB	96	98	92	90	376-14x							
		Finals shots:		9.5	9.7	9.2	9.7	9.9	9.8	10.9	10.2	9.6	9.4	217.2	
				9.2	10.7	9.8	9.7	10.5	10.6	10.2	9.9	9.5	10.2		
				9.4	9.6										
4	29	MAROVIĆ Marija	CRO	93	95	93	95	376- 9x							
		Finals shots:		9.4	10.8	8.9	10.4	10.2	9.3	10.5	9.4	9.3	9.4	197.9	
				10.2	10.1	10.1	9.9	10.6	9.0	10.7	9.1	9.9	10.7		
5	14	ARUNOVIĆ Zorana	SRB	94	96	99	95	384- 9x							
		Finals shots:		10.1	10.1	9.4	9.2	9.3	9.4	9.5	9.1	9.1	9.9	176.3	
				9.8	10.5	10.1	10.2	9.4	10.3	10.3	10.6				
6	5	TKALEC Jagoda	SLO	96	91	94	97	378-10x							
		Finals shots:		9.6	9.9	8.4	9.9	8.8	10.4	10.4	10.0	8.6	9.1	154.5	
				10.1	9.4	10.1	10.2	9.2	10.4						
7	17	ZARIĆ Brankica	SRB	93	94	95	96	378-13x							
		Finals shots:		9.3	8.4	8.7	10.3	9.6	8.0	9.4	9.9	9.5	10.6	131.1	
				9.1	9.4	9.1	9.8								
8	28	HLEBEC Zlatka	CRO	96	94	96	97	383- 9x							
		Finals shots:		8.2	6.0	8.6	8.9	9.0	8.6	10.2	9.8	8.9	10.0	107.1	
				8.6	10.3										



GRAND PRIX RUŠE 2017

RESULTS

10m AIR PISTOL WOMEN

Qualification



Ruše
SUN 15 JAN 2017



Rank	FP	Bib No	Name	Nat	Team	Series				Total	Remarks
						1	2	3	4		
1	10	14	ARUNOVIĆ Zorana	<u>SRB</u>	SERBIA	94	96	99	95	384- 9x QF	
2	9	28	HLEBEC Zlatka	<u>CRO</u>	CROATIA	96	94	96	97	383- 9x QF	
3	30	13	YAMADA Satoko	JPN		95	95	94	95	379-10x QF	
4	40	17	ZARIĆ Brankica	<u>SRB</u>	SERBIA	93	94	95	96	378-13x QF	
5	37	5	TKALEC Jagoda	SLO		96	91	94	97	378-10x QF	
6	18	16	MILOVANOVIĆ Jasmina	SRB		92	94	97	94	377-12x QF	
7	16	15	VELIČKOVIĆ Bobana	<u>SRB</u>	SERBIA	96	98	92	90	376-14x QF	
8	36	29	MAROVIĆ Marija	<u>CRO</u>	CROATIA	93	95	93	95	376- 9x QF	
9	42	11	TOBAI-SIKE Renata	HUN		92	92	96	95	375-11x	
10	24	10	BABICZ Sara	HUN		93	94	93	94	374- 8x	
11	26	23	MINCHEVA Miroslava	BUL		93	97	87	95	372- 7x	
12	44	12	KONISHI Yukari	JPN		96	92	92	92	372- 6x	
13	41	3	VODEB Katja	<u>SLO</u>	SLOVENIA	94	93	91	94	372- 3x	
14	25	34	LUČIĆ Martina	CRO		91	92	94	94	371- 7x	
15	39	4	BOLA UJČIČ Denis	<u>SLO</u>	SLOVENIA	93	90	94	93	370- 2x	
16	43	1	RAUŠL Majda	<u>SLO</u>	SLOVENIA	93	97	88	91	369-10x	
17	28	19	MARICKI Katarina	SRB		92	95	91	91	369- 2x	
18	34	18	ŠUNJEVARIĆ Marija	SRB		90	92	93	93	368-12x	
19	11	35	KIKELJ VUGRINEC Natalija	CRO		92	92	94	90	368- 8x	
20	35	6	PREZELJ Anja	SLO		92	89	95	92	368- 6x	
21	17	38	SKELEDŽIJA Lana	CRO		89	93	93	90	365- 6x	
22	20	21	TODOROVIĆ Jelena	SRB		91	89	92	92	364- 7x	
23	12	24	BOTEVA Monika	BUL		92	92	90	89	363- 7x	
24	22	20	SIMIĆ Teodora	SRB		91	92	88	92	363- 6x	
25	32	32	ŠTRBAC Marijana Matea	CRO		83	92	95	89	359- 6x	
26	21	26	SILADJEV Marija	<u>CRO</u>	CROATIA	89	89	90	91	359- 5x	
27	19	40	POTAČEK-PAVLEK Paulina	CRO		89	86	88	96	359- 3x	
28	23	37	KOZUMPLIK Valentina	CRO		92	88	87	92	359- 2x	
29	27	39	DRAŽENOVIĆ Lorena	CRO		86	91	90	87	354- 5x	
30	14	22	STANOJKOVIĆ Malina	SRB		89	91	82	92	354- 4x	
31	38	30	OMAZIĆ Matea	CRO		90	88	87	89	354- 3x	
32	29	9	MAČEK Saša	SLO		87	85	93	87	352- 6x	
33	31	8	SMOLIČ Klara	SLO		85	87	85	93	350- 3x	
34	33	7	GMAJNIČ Urška	SLO		85	88	87	89	349- 1x	

Rank	FP	Bib No	Name	Nat	Team	Series				Total	Remarks
						1	2	3	4		
35	13	31	JAJIĆ Oriana	CRO		86	84	83	89	342- 1x	
		2	KOLMAN Mojca	SLO							DNS
		36	PERVAN Vlatka	CRO							DNS

Protest Date / Time:

Summary

Number of athletes on this list: 37; Total number of athletes: 45; Total number of teams: 3

Legend

E161B1D8

Team Member	Bib No	Bib Number	DNS	Did Not Start
Firing Point	Nat	Nation	QF	Qualified for Finals

Version of 15 JAN 2017, 09:24

Q000000IA1501170000.10000000.AP40.0.001.pdf

B54F

1

Page 2 of 2



SAVA
ZAVAROVALNICA

SODO



OFFICIAL ISSF RESULTS PROVIDER



GRAND PRIX RUŠE 2017

RESULTS

10m AIR PISTOL WOMEN

TEAM

Ruše
SUN 15 JAN 2017



Rank	Bib No	Name	Series				Total	Remarks
			1	2	3	4		
1		SERBIA	283	288	286	281	1138-36x	
	14	ARUNOVIĆ Zorana	94	96	99	95	384- 9x	
	17	ZARIĆ Brankica	93	94	95	96	378-13x	
	15	VELIČKOVIĆ Bobana	96	98	92	90	376-14x	
2		CROATIA	278	278	279	283	1118-23x	
	28	HLEBEC Zlatka	96	94	96	97	383- 9x	
	29	MAROVIĆ Marija	93	95	93	95	376- 9x	
	26	SILADJEV Marija	89	89	90	91	359- 5x	
3		SLOVENIA	280	280	273	278	1111-15x	
	3	VODEB Katja	94	93	91	94	372- 3x	
	4	BOLA UJČIČ Denis	93	90	94	93	370- 2x	
	1	RAUŠL Majda	93	97	88	91	369-10x	

Protest Date / Time:

Summary

Number of athletes on this list: 9; Total number of athletes: 45; Total number of teams: 3

Legend

E4B4D777

Bib No Bib Number

Version of 15 JAN 2017, 09:24

Q000000TA1501170000.10000000.AP40.0.001.pdf

B54F

1

Page 1 of 1

