

**CSF & OSF CHAMPIONSHIPS**  
**RIFLE / PISTOL / SHOTGUN / FULLBORE**  
**GOLD COAST, AUSTRALIA**  
**28 OCT – 08 NOV 2017**



**RESULTS**  
**10m AIR RIFLE MEN (OSF)**  
**FINAL**

TUE 31 OCT 2017, START TIME 16:30

WR		Records		RUS		19 MAY 2017		WC		Munich (GER)	
OcR		250.9 KAMENSKIY Sergey		AUS		24 FEB 2017		WC		New Delhi (IND)	
		165.0 SAMPSON Dane									

Rk	Bib No	Name	Nat	1st Comp. Stage				2nd Competition Stage - Elimination				Total	Remarks
1	2036	SAMPSON Dane	AUS	<b>51.7</b>	<b>104.6</b>	<b>125.5</b>	<b>146.1</b>	<b>167.6</b>	<b>188.8</b>	<b>209.4</b>	<b>230.5</b>	<b>251.2</b>	WR OcR
				10.0	10.3	10.3	10.9	10.5	10.2				
				10.1	10.5	10.6	10.7	10.6	10.5				
				10.5	10.5	10.1	10.5						
				10.8	10.7	10.5	10.3						
				10.3	10.9	10.6	10.3						
2	2038	ROSSITER Jack	AUS	<b>50.2</b>	<b>102.3</b>	<b>122.8</b>	<b>142.6</b>	<b>162.5</b>	<b>183.0</b>	<b>204.1</b>	<b>223.6</b>	<b>243.4</b>	
				10.1	10.4	10.3	10.3	9.2	10.7				
				10.7	10.0	10.2	10.6	10.3	9.1				
				10.4	10.6	9.9	9.9						
				9.5	10.6	9.9	10.4						
				9.5	10.5	9.6	10.7						
3	2043	HOBERG Alex	AUS	<b>50.0</b>	<b>100.5</b>	<b>121.6</b>	<b>141.7</b>	<b>161.4</b>	<b>181.8</b>	<b>201.2</b>		<b>221.3</b>	
				10.1	9.4	10.7	9.5	10.4					
				9.6	10.6	10.4	10.5	9.7					
				10.2	9.8	9.9	9.9						
				10.1	10.4	10.2	9.8						
				10.0	10.3	10.2	9.6						
4	2280	BENNETT Owen Phillip	NZL	<b>48.8</b>	<b>97.8</b>	<b>118.0</b>	<b>138.0</b>	<b>158.1</b>	<b>177.8</b>			<b>197.9</b>	
				9.3	9.8	10.3	9.5						
				9.8	9.2	9.9	9.7						
				10.1	9.5	9.5	10.0						
				10.2	10.5	10.5	10.1						
				9.4	10.0	10.6	10.0						
5	2282	MCLEOD Rory James	NZL	<b>48.4</b>	<b>98.1</b>	<b>116.8</b>	<b>137.4</b>	<b>155.9</b>				<b>175.9</b>	
				9.1	9.3	10.3	10.2						
				9.3	10.4	8.4	9.9						
				9.6	9.8	10.1	10.1						
				10.5	9.5	10.5							
				9.9	10.7	8.3							
6	2278	HILL Rodney Grant	NZL	<b>47.4</b>	<b>95.1</b>	<b>114.2</b>	<b>135.9</b>					<b>155.2</b>	
				9.7	9.5	10.4	9.9						
				9.4	8.7	8.7							
				8.9	9.6	10.8							
				10.3	10.1	10.9							
				9.1	9.8	9.4							

**Note**

Please note that there are records equally achieved by several athletes and only the first to set the record is shown.  
Refer to the Records list on ISSF website: [www.issf-sports.org](http://www.issf-sports.org)

**Legend**

F94A14DE

Bib No	Bib Number	Nat	Nation	OcR	Oceania Record
Rk	Rank	WC	World Cup	WR	World Record

**History**

Release: Approved Version 1 (17/10/31 4:51:59 PM)

**CSF & OSF CHAMPIONSHIPS**  
**RIFLE / PISTOL / SHOTGUN / FULLBORE**  
**GOLD COAST, AUSTRALIA**  
**28 OCT – 08 NOV 2017**



**RESULTS**  
**10m AIR RIFLE MEN (OSF)**  
**QUALIFICATION**

TUE 31 OCT 2017, START TIME 11:00

Records					
QOcR	626.2 SAMPSON Dane	AUS	28 MAY 2015	WC	Munich (GER)
QWR	633.5 SIDI Peter	HUN	25 MAY 2013	WC	Munich (GER)

Records Team					
OcR	1849.2 ROSSITER Jack; SAMPSON Dane; GODWARD Will;	AUS	1 DEC 2015	OCH	Sydney (AUS)
WR	1886.5 YANG Haoran; LIU Tianyou; CAO Yifei;	CHN	8 SEP 2014	WCH	Granada (ESP)

Rank	Bib No	Name	Nat	Team	Series						Total	Rem
					1	2	3	4	5	6		
1	2036	SAMPSON Dane	<u>AUS</u>	Team A – AU	105.7	102.9	105.0	105.3	102.5	102.8	<b>624.2</b>	<b>QF</b>
2	2043	HOBERG Alex	<u>AUS</u>	Team A – AU	102.0	102.6	102.6	102.6	104.7	105.2	<b>619.7</b>	<b>QF</b>
3	2050	CLOPATOFSKY-SANCHEZ Daniel	<u>AUS</u>	Team B – AU	103.3	101.3	101.3	103.2	104.6	100.9	<b>614.6</b>	<b>QF</b>
4	2038	ROSSITER Jack	<u>AUS</u>	Team A – AU	102.4	101.3	101.4	104.1	103.2	100.8	<b>613.2</b>	<b>QF</b>
5	2280	BENNETT Owen Phillip	<u>NZL</u>	Team A – NZ	101.3	103.7	100.8	102.7	101.6	101.3	<b>611.4</b>	<b>QF</b>
6	2110	DAVIS Michael	<u>AUS</u>	Team B – AU	99.2	102.2	101.9	101.0	102.8	100.8	<b>607.9</b>	<b>QF</b>
7	2118	GHUMAN Tanroop	<u>AUS</u>	Team B – AU	98.4	101.0	102.1	102.7	100.8	100.0	<b>605.0</b>	<b>QF</b>
8	2114	IOAKIM Nicholas	AUS		97.6	98.1	100.4	97.4	99.6	101.8	<b>594.9</b>	<b>QF</b>
9	2111	NICHOLAS Michael	AUS		98.2	98.5	100.6	100.3	98.6	95.2	<b>591.4</b>	
10	2282	MCLEOD Rory James	<u>NZL</u>	Team A – NZ	100.2	99.4	98.2	99.5	98.4	95.4	<b>591.1</b>	
11	2278	HILL Rodney Grant	<u>NZL</u>	Team A – NZ	95.8	99.8	97.7	101.0	99.2	94.3	<b>587.8</b>	
12	2351	DYDE Nicholas	<u>NZL</u>	Team B – NZ	93.1	100.9	97.5	96.0	96.1	95.2	<b>578.8</b>	
13	2350	DU TOIT Petrus	<u>NZL</u>	Team B – NZ	98.6	91.9	93.4	92.4	98.3	94.0	<b>568.6</b>	
14	2359	MCFETRIDGE Ian	<u>NZL</u>	Team B – NZ	90.4	94.0	91.1	90.8	81.8	95.8	<b>543.9</b>	

**Summary**

Number of athletes on this list: 14; Total number of athletes: 14; Total number of teams: 4

**Legend**

CE6FC51B

—	Team Member	Bib No	Bib Number	Nat	Nation
OCH	Oceania Championships	OcR	Oceania Record	QF	Qualified for Final
QOcR	Qualification Oceania Record	QWR	Qualification World Record	Rem	Remarks
WC	World Cup	WCH	World Championships	WR	World Record

**History**

Release: Approved Version 1 (10/31/2017 12:29:30 PM)  
 Release: Preliminary Version 1 (10/31/2017 12:14:50 PM)

**CSF & OSF CHAMPIONSHIPS**  
**RIFLE / PISTOL / SHOTGUN / FULLBORE**  
**GOLD COAST, AUSTRALIA**  
**28 OCT – 08 NOV 2017**



**RESULTS**  
**10m AIR RIFLE MEN (OSF)**  
**TEAM**

TUE 31 OCT 2017, START TIME 11:00

Records						
QOcR	626.2	SAMPSON Dane	AUS	28 MAY 2015	WC	Munich (GER)
QWR	633.5	SIDI Peter	HUN	25 MAY 2013	WC	Munich (GER)

Records Team						
OcR	1849.2	ROSSITER Jack; SAMPSON Dane; GODWARD Will;	AUS	1 DEC 2015	OCH	Sydney (AUS)
WR	1886.5	YANG Haoran; LIU Tianyou; CAO Yifei;	CHN	8 SEP 2014	WCH	Granada (ESP)

Rank	Bib No	Name	Series						Total	Remarks
			1	2	3	4	5	6		
<b>1</b>		<b>Team A – AUS</b>	<b>310.1</b>	<b>306.8</b>	<b>309.0</b>	<b>312.0</b>	<b>310.4</b>	<b>308.8</b>	<b>1857.1</b>	<b>OcR</b>
	2036	SAMPSON Dane	105.7	102.9	105.0	105.3	102.5	102.8	<b>624.2</b>	
	2043	HOBERG Alex	102.0	102.6	102.6	102.6	104.7	105.2	<b>619.7</b>	
	2038	ROSSITER Jack	102.4	101.3	101.4	104.1	103.2	100.8	<b>613.2</b>	
<b>2</b>		<b>Team B – AUS</b>	<b>300.9</b>	<b>304.5</b>	<b>305.3</b>	<b>306.9</b>	<b>308.2</b>	<b>301.7</b>	<b>1827.5</b>	
	2050	CLOPATOFSKY-SANCHEZ Daniel	103.3	101.3	101.3	103.2	104.6	100.9	<b>614.6</b>	
	2110	DAVIS Michael	99.2	102.2	101.9	101.0	102.8	100.8	<b>607.9</b>	
	2118	GHUMAN Tanroop	98.4	101.0	102.1	102.7	100.8	100.0	<b>605.0</b>	
<b>3</b>		<b>Team A – NZL</b>	<b>297.3</b>	<b>302.9</b>	<b>296.7</b>	<b>303.2</b>	<b>299.2</b>	<b>291.0</b>	<b>1790.3</b>	
	2280	BENNETT Owen Phillip	101.3	103.7	100.8	102.7	101.6	101.3	<b>611.4</b>	
	2282	MCLEOD Rory James	100.2	99.4	98.2	99.5	98.4	95.4	<b>591.1</b>	
	2278	HILL Rodney Grant	95.8	99.8	97.7	101.0	99.2	94.3	<b>587.8</b>	
<b>4</b>		<b>Team B – NZL</b>	<b>282.1</b>	<b>286.8</b>	<b>282.0</b>	<b>279.2</b>	<b>276.2</b>	<b>285.0</b>	<b>1691.3</b>	
	2351	DYDE Nicholas	93.1	100.9	97.5	96.0	96.1	95.2	<b>578.8</b>	
	2350	DU TOIT Petrus	98.6	91.9	93.4	92.4	98.3	94.0	<b>568.6</b>	
	2359	MCFETRIDGE Ian	90.4	94.0	91.1	90.8	81.8	95.8	<b>543.9</b>	

**Summary**

Number of athletes on this list: 12; Total number of athletes: 14; Total number of teams: 4

**Legend**

Bib No	Bib Number	OCH	Oceanian Championships	OcR	Oceania Record
QOcR	Qualification Oceania Record	QWR	Qualification World Record	WC	World Cup
WCH	World Championships	WR	World Record		

2B20298B

**History**

Release: Approved Version 1 (10/31/2017 12:30:33 PM)  
 Release: Preliminary Version 1 (10/31/2017 12:15:25 PM)

**CSF & OSF CHAMPIONSHIPS**  
**RIFLE / PISTOL / SHOTGUN / FULLBORE**  
**GOLD COAST, AUSTRALIA**  
**28 OCT – 08 NOV 2017**



**RESULTS**  
**50m RIFLE 3 POSITIONS MEN (OSF)**  
**FINAL**

MON 6 NOV 2017, START TIME 15:00

Records		USA	25 MAY 2016	WC	Munich (GER)
WR	464.1 EMMONS Matthew	AUS	2 DEC 2013	OCH	Sydney (AUS)
OcR	448.0 SAMPSON Dane				

Rk	Bib No	Name	Nat	Kn	Pr	Standing - Elimination					Total	Remarks
1	2036	SAMPSON Dane	AUS	<b>150.0</b> 50.1 49.6 50.3	<b>304.5</b> 51.3 51.5 51.7	<b>401.7</b> 46.9 50.3	<b>411.5</b> 9.8	<b>421.1</b> 9.6	<b>431.1</b> 10.0	<b>441.3</b> 10.2	<b>451.2</b> 9.9	OcR
2	2280	BENNETT Owen Phillip	NZL	<b>150.7</b> 51.2 51.3 48.2	<b>305.6</b> 53.2 50.2 51.5	<b>397.4</b> 45.5 46.3	<b>406.8</b> 9.4	<b>414.4</b> 7.6	<b>424.8</b> 10.4	<b>434.6</b> 9.8	<b>443.3</b> 8.7	
3	2050	CLOPATOFSKY- SANCHEZ Daniel	AUS	<b>148.9</b> 49.8 48.2 50.9	<b>300.8</b> 50.4 51.3 50.2	<b>395.5</b> 46.7 48.0	<b>406.1</b> 10.6	<b>415.6</b> 9.5	<b>424.5</b> 8.9	<b>433.9</b> 9.4		
4	2044	GODWARD Will	AUS	<b>144.5</b> 46.5 47.9 50.1	<b>291.8</b> 49.1 49.4 48.8	<b>388.4</b> 49.1 47.5	<b>397.4</b> 9.0	<b>405.5</b> 8.1	<b>415.8</b> 10.3			
5	2285	IRVINE Ian James	NZL	<b>142.6</b> 47.1 46.9 48.6	<b>295.0</b> 50.5 51.0 50.9	<b>388.2</b> 48.8 44.4	<b>396.6</b> 8.4	<b>404.1</b> 7.5				
6	2282	MCLEOD Rory James	NZL	<b>142.2</b> 47.7 49.6 44.9	<b>291.6</b> 50.3 48.4 50.7	<b>381.0</b> 46.7 42.7	<b>388.4</b> 7.4					

Legend							D3A8AEB A
Bib No	Bib Number	Kn	Kneeling	Nat	Nation		
OCH	Oceanian Championships	OcR	Oceania Record	Pr	Prone		
Rk	Rank	WC	World Cup	WR	World Record		

History

Release: Approved Version 1 (17/11/06 3:48:12 PM)

**CSF & OSF CHAMPIONSHIPS**  
**RIFLE / PISTOL / SHOTGUN / FULLBORE**  
**GOLD COAST, AUSTRALIA**  
**28 OCT – 08 NOV 2017**



**RESULTS**  
**50m RIFLE 3 POSITIONS MEN (OSF)**  
**OSF**

MON 6 NOV 2017, START TIME 09:00

Rank	Bib No	Name	Nat	Team	Position	Series				Sub Total	Total	Rem
						1	2	3	4			
1	2036	SAMPSON Dane	<u>AUS</u>	Team A – AU	Kneeling	98	100	96	94	388	<b>1162-51x</b>	<b>QF</b>
					Prone	99	100	98	98	395		
					Standing	93	98	95	93	379		
2	2044	GODWARD Will	<u>AUS</u>	Team A – AU	Kneeling	94	94	95	93	376	<b>1136-35x</b>	<b>QF</b>
					Prone	97	94	98	97	386		
					Standing	91	97	93	93	374		
3	2280	BENNETT Owen Phillip	<u>NZL</u>	Team A – NZ	Kneeling	91	92	89	94	366	<b>1121-37x</b>	<b>QF</b>
					Prone	98	98	98	99	393		
					Standing	88	94	88	92	362		
4	2285	IRVINE Ian James	<u>NZL</u>	Team A – NZ	Kneeling	93	91	92	95	371	<b>1121-28x</b>	<b>QF</b>
					Prone	98	99	96	96	389		
					Standing	90	88	91	92	361		
5	2110	DAVIS Michael	<u>AUS</u>	Team B – AU	Kneeling	91	95	95	95	376	<b>1120-25x</b>	
					Prone	96	95	97	95	383		
					Standing	96	85	91	89	361		
6	2282	MCLEOD Rory James	<u>NZL</u>	Team A – NZ	Kneeling	93	91	92	91	367	<b>1119-38x</b>	<b>QF</b>
					Prone	98	97	99	99	393		
					Standing	86	91	89	93	359		
7	2056	SEVELJ Andrew	<u>AUS</u>	Team B – AU	Kneeling	92	94	94	94	374	<b>1115-37x</b>	
					Prone	98	99	97	100	394		
					Standing	90	89	83	85	347		
8	2050	CLOPATOFSKY-SANCHEZ Daniel	<u>AUS</u>	Team A – AU	Kneeling	91	92	92	92	367	<b>1110-25x</b>	<b>QF</b>
					Prone	93	98	93	96	380		
					Standing	94	89	89	91	363		
9	2111	NICHOLAS Michael	<u>AUS</u>	Team B – AU	Kneeling	92	85	90	86	353	<b>1099-23x</b>	
					Prone	97	98	98	95	388		
					Standing	89	91	90	88	358		
10	2278	HILL Rodney Grant	<u>NZL</u>	Team B – NZ	Kneeling	91	95	93	98	377	<b>1096-20x</b>	
					Prone	93	92	95	96	376		
					Standing	88	86	85	84	343		
11	2359	MCFETRIDGE Ian	<u>NZL</u>	Team B – NZ	Kneeling	85	87	88	84	344	<b>1062-17x</b>	
					Prone	92	94	95	95	376		
					Standing	83	86	87	86	342		
12	2352	GRAHAM Jason	<u>NZL</u>	Team B – NZ	Kneeling	86	90	87	86	349	<b>1048-23x</b>	
					Prone	92	95	96	98	381		
					Standing	79	71	79	89	318		

**CSF & OSF CHAMPIONSHIPS**  
**RIFLE / PISTOL / SHOTGUN / FULLBORE**  
**GOLD COAST, AUSTRALIA**  
**28 OCT – 08 NOV 2017**



**RESULTS**  
**50m RIFLE 3 POSITIONS MEN (OSF)**  
**TEAM**

MON 6 NOV 2017, START TIME 09:00

Records					
QWR	1186 LOUGINETS Nazar	RUS	12 JUN 2014	WC	Munich (GER)
QOcR	1170 SAMPSON Dane	AUS	22 MAY 2017	WC	Munich (GER)

Records Team					
WR	3529 CAO Yifei; KANG Hongwei; YANG Haoran;	CHN	25 OCT 2013	ASC	Tehran (IRI)
OcR	3420 SAMPSON Dane; GODWARD Will; CLOPATOFKY SANCHEZ Daniel Alejandro;	AUS	27 NOV 2015	OCH	Sydney (AUS)

Rank	Bib No	Name	Position	Series				Sub Total	Total	Remarks
				1	2	3	4			
<b>1</b>	<b>Team A – AUS</b>			<b>283</b>	<b>286</b>	<b>283</b>	<b>279</b>	<b>1131</b>		
				<b>289</b>	<b>292</b>	<b>289</b>	<b>291</b>	<b>1161</b>		
				<b>278</b>	<b>284</b>	<b>277</b>	<b>277</b>	<b>1116</b>	<b>3408-111x</b>	
	2036	SAMPSON Dane	Kneeling	98	100	96	94	388		
			Prone	99	100	98	98	395		
			Standing	93	98	95	93	379	<b>1162-51x</b>	
2044	GODWARD Will	Kneeling	94	94	95	93	376			
			Prone	97	94	98	97	386		
			Standing	91	97	93	93	374	<b>1136-35x</b>	
2050	CLOPATOFKY-SANCHEZ Daniel	Kneeling	91	92	92	92	367			
			Prone	93	98	93	96	380		
			Standing	94	89	89	91	363	<b>1110-25x</b>	
<b>2</b>	<b>Team A – NZL</b>			<b>277</b>	<b>274</b>	<b>273</b>	<b>280</b>	<b>1104</b>		
				<b>294</b>	<b>294</b>	<b>293</b>	<b>294</b>	<b>1175</b>		
				<b>264</b>	<b>273</b>	<b>268</b>	<b>277</b>	<b>1082</b>	<b>3361-103x</b>	
	2280	BENNETT Owen Phillip	Kneeling	91	92	89	94	366		
			Prone	98	98	98	99	393		
			Standing	88	94	88	92	362	<b>1121-37x</b>	
2285	IRVINE Ian James	Kneeling	93	91	92	95	371			
			Prone	98	99	96	96	389		
			Standing	90	88	91	92	361	<b>1121-28x</b>	
2282	MCLEOD Rory James	Kneeling	93	91	92	91	367			
			Prone	98	97	99	99	393		
			Standing	86	91	89	93	359	<b>1119-38x</b>	

Rank	Bib No	Name	Position	Series				Sub Total	Total	Remarks
				1	2	3	4			
3	Team B – AUS			275	274	279	275	1103		
				291	292	292	290	1165		
				275	265	264	262	1066	3334- 85x	
	2110	DAVIS Michael	Kneeling	91	95	95	95	376		
			Prone	96	95	97	95	383		
			Standing	96	85	91	89	361	1120-25x	
	2111	NICHOLAS Michael	Kneeling	92	85	90	86	353		
			Prone	97	98	98	95	388		
			Standing	89	91	90	88	358	1099-23x	
	2056	SEVELJ Andrew	Kneeling	92	94	94	94	374		
			Prone	98	99	97	100	394		
			Standing	90	89	83	85	347	1115-37x	
4	Team B – NZL			262	272	268	268	1070		
				277	281	286	289	1133		
				250	243	251	259	1003	3206- 60x	
	2352	GRAHAM Jason	Kneeling	86	90	87	86	349		
			Prone	92	95	96	98	381		
			Standing	79	71	79	89	318	1048-23x	
	2278	HILL Rodney Grant	Kneeling	91	95	93	98	377		
			Prone	93	92	95	96	376		
			Standing	88	86	85	84	343	1096-20x	
	2359	MCFETRIDGE Ian	Kneeling	85	87	88	84	344		
			Prone	92	94	95	95	376		
			Standing	83	86	87	86	342	1062-17x	

## Summary

Number of athletes on this list: 12; Total number of athletes: 12; Total number of teams: 4

## Legend

ASC	Asian Championships	Bib No	Bib Number	OCH	Oceanian Championships
OcR	Oceania Record	QOcR	Qualification Oceania Record	QWR	Qualification World Record
WC	World Cup	WR	World Record		

2E49F3DA

## History

Release: Approved Version 1 (11/6/2017 11:54:56 AM)  
Release: Preliminary Version 1 (11/6/2017 11:43:49 AM)

**CSF & OSF CHAMPIONSHIPS**  
**RIFLE / PISTOL / SHOTGUN / FULLBORE**  
**GOLD COAST, AUSTRALIA**  
**28 OCT – 08 NOV 2017**



**RESULTS**  
**50m RIFLE PRONE MEN (OSF)**  
**FINAL**

THU 2 NOV 2017, START TIME 12:30

Records					
OcR	143.0 DALY James	AUS	21 MAY 2017	WC	Munich (GER)
WR	250.6 GRIMMEL Torben	DEN	27 OCT 2017	WCF	New Dehli (IND)

Rk	Bib No	Name	Nat	1st Comp. Stage				2nd Competition Stage - Elimination				Total	Remarks
1	2036	SAMPSON Dane	AUS	<b>52.4</b>	<b>104.6</b>	<b>126.0</b>	<b>146.8</b>	<b>167.2</b>	<b>187.4</b>	<b>208.0</b>	<b>228.9</b>	<b>250.2</b>	OcR
				10.2	9.7	10.7	10.3	10.1	10.5				
				10.7	10.7	10.7	10.3	10.8	10.8				
				10.8	10.4	10.5	9.9						
				10.4	10.6	10.3	10.6						
				10.3	10.8	10.1	10.0						
2	2260	TAYLOR Ryan	NZL	<b>50.6</b>	<b>100.9</b>	<b>121.8</b>	<b>142.7</b>	<b>162.9</b>	<b>184.2</b>	<b>204.9</b>	<b>225.4</b>	<b>246.2</b>	
				10.3	10.7	10.2	10.5	10.2	10.5				
				10.4	10.1	10.7	10.4	10.3	10.3				
				10.3	9.6	10.3	10.9						
				10.1	9.6	10.6	10.4						
				9.5	10.3	9.7	10.3						
3	2042	LOWE Jason Paul	AUS	<b>49.9</b>	<b>102.6</b>	<b>122.9</b>	<b>142.2</b>	<b>162.8</b>	<b>183.1</b>	<b>203.6</b>		<b>224.1</b>	
				10.3	10.6	10.1	10.0	10.4					
				9.9	10.4	10.2	10.0	10.1					
				9.0	10.4	9.7	10.3						
				10.4	10.5	9.6	10.3						
				10.3	10.8	10.6	10.2						
4	2049	DALY James	AUS	<b>51.3</b>	<b>101.9</b>	<b>122.1</b>	<b>142.0</b>	<b>162.3</b>	<b>182.4</b>			<b>203.2</b>	
				9.9	10.0	9.7	10.3						
				10.4	9.5	10.5	9.9						
				10.1	10.1	10.1	10.2						
				10.3	10.4	9.8	10.5						
				10.6	10.6	10.0	10.3						
5	2267	HUNT Martin	NZL	<b>50.9</b>	<b>101.8</b>	<b>121.7</b>	<b>142.0</b>	<b>161.6</b>				<b>181.7</b>	
				10.9	10.7	9.8	9.8						
				10.0	9.7	10.1	9.5						
				9.0	10.7	10.4	10.6						
				10.7	9.6	9.9							
				10.3	10.2	9.8							
6	2259	TAYLOR Denis Grant	NZL	<b>47.8</b>	<b>95.5</b>	<b>116.0</b>	<b>135.9</b>					<b>156.7</b>	
				9.4	9.8	10.7	10.2						
				9.7	10.3	9.8							
				8.8	8.8	10.4							
				9.8	9.7	9.5							
				10.1	9.1	10.6							

Legend

AE70AF1F

Bib No	Bib Number	Nat	Nation	OcR	Oceania Record
Rk	Rank	WC	World Cup	WCF	World Cup Final
WR	World Record				

History

Release: Approved Version 2 (11/5/2017 12:29:55 PM)  
 Release: Preliminary Version 1 (11/5/2017 12:29:28 PM)  
 Release: Approved Version 1 (17/11/02 12:48:45 PM)



**CSF & OSF CHAMPIONSHIPS**  
**RIFLE / PISTOL / SHOTGUN / FULLBORE**  
**GOLD COAST, AUSTRALIA**  
**28 OCT – 08 NOV 2017**



**RESULTS**  
**50m RIFLE PRONE MEN (OSF)**  
**OSF**

THU 2 NOV 2017, START TIME 09:00

Rank	Bib No	Name	Nat	Team	Series						Total	Rem
					1	2	3	4	5	6		
1	2036	SAMPSON Dane	<u>AUS</u>	Team A – AUS	103.3	105.5	103.5	103.3	105.3	103.4	<b>624.3</b>	<b>QF</b>
2	2260	TAYLOR Ryan	<u>NZL</u>	Team A – NZL	103.2	101.6	102.9	102.1	103.9	103.8	<b>617.5</b>	<b>QF</b>
3	2056	SEVELJ Andrew	<u>AUS</u>	Team B – AUS	101.4	104.9	100.8	103.3	103.6	102.7	<b>616.7</b>	
4	2049	DALY James	<u>AUS</u>	Team A – AUS	103.6	103.2	102.5	101.4	103.6	102.2	<b>616.5</b>	<b>QF</b>
5	2267	HUNT Martin	<u>NZL</u>	Team A – NZL	101.5	100.7	102.9	104.7	104.5	100.5	<b>614.8</b>	<b>QF</b>
6	2042	LOWE Jason Paul	<u>AUS</u>	Team A – AUS	101.6	102.1	103.9	103.7	101.3	100.6	<b>613.2</b>	<b>QF</b>
7	2058	COWBURN Barry	<u>AUS</u>	Team B – AUS	101.3	103.2	103.1	103.5	101.4	100.4	<b>612.9</b>	
8	2285	IRVINE Ian James	<u>NZL</u>	Team B – NZL	101.9	103.6	101.1	102.9	101.0	100.6	<b>611.1</b>	
9	2043	HOBERG Alex	<u>AUS</u>		103.7	102.1	101.1	101.9	102.0	98.5	<b>609.3</b>	
10	2280	BENNETT Owen Phillip	<u>NZL</u>	Team B – NZL	99.2	101.3	101.8	102.6	103.6	100.1	<b>608.6</b>	
11	2259	TAYLOR Denis Grant	<u>NZL</u>	Team A – NZL	98.9	101.3	100.7	100.5	102.6	102.6	<b>606.6</b>	<b>QF</b>
12	2110	DAVIS Michael	<u>AUS</u>		99.2	99.5	102.2	99.6	102.1	101.1	<b>603.7</b>	
13	2066	CROATTO Daniel	<u>AUS</u>	Team B – AUS	96.2	102.8	100.2	102.9	99.4	101.1	<b>602.6</b>	
14	2282	MCLEOD Rory James	<u>NZL</u>	Team B – NZL	100.8	100.0	99.8	100.5	100.9	99.9	<b>601.9</b>	
15	2354	GREEN David	<u>NZL</u>	Team C – NZL	97.1	98.9	97.2	101.2	99.7	102.6	<b>596.7</b>	
16	2353	GRAIN David	<u>NZL</u>	Team C – NZL	98.1	97.7	96.6	100.5	96.9	101.5	<b>591.3</b>	
17	2358	LOMAS Ross	<u>NZL</u>	Team C – NZL	91.1	101.9	98.0	101.4	98.5	97.3	<b>588.2</b>	

**Summary**

Number of athletes on this list: 17; Total number of athletes: 17; Total number of teams: 5

**Legend**

— Team Member  
 QF Qualified for Final

Bib No  
 Rem

Bib Number  
 Remarks

Nat Nation

FFF161AE

**CSF & OSF CHAMPIONSHIPS**  
**RIFLE / PISTOL / SHOTGUN / FULLBORE**  
**GOLD COAST, AUSTRALIA**  
**28 OCT – 08 NOV 2017**



**RESULTS**  
**50m RIFLE PRONE MEN (OSF)**  
**TEAM**

THU 2 NOV 2017, START TIME 09:00

Records						
QWR	633.0	KAMENSKIY Sergey	RUS	21 JUL 2015	ECH	Maribor (SLO)
QOcR	628.6	POTENT Warren	AUS	2 APR 2014	WC	Fort Benning (USA)

Records Team						
OcR	1861.6	POTENT Warren; VERSACE Thomas Patrick; SAMPSON Dane;	AUS	3 DEC 2013	OCH	Sydney (AUS)
WR	1876.0	ZHAO Shengbo; LAN Xing; LIU Gang;	CHN	25 SEP 2014	ASG	Incheon (KOR)

Rank	Bib No	Name	Series						Total	Remarks
			1	2	3	4	5	6		
<b>1</b>		<b>Team A – AUS</b>	<b>308.5</b>	<b>310.8</b>	<b>309.9</b>	<b>308.4</b>	<b>310.2</b>	<b>306.2</b>	<b>1854.0</b>	
	2036	SAMPSON Dane	103.3	105.5	103.5	103.3	105.3	103.4	<b>624.3</b>	
	2049	DALY James	103.6	103.2	102.5	101.4	103.6	102.2	<b>616.5</b>	
	2042	LOWE Jason Paul	101.6	102.1	103.9	103.7	101.3	100.6	<b>613.2</b>	
<b>2</b>		<b>Team A – NZL</b>	<b>303.6</b>	<b>303.6</b>	<b>306.5</b>	<b>307.3</b>	<b>311.0</b>	<b>306.9</b>	<b>1838.9</b>	
	2260	TAYLOR Ryan	103.2	101.6	102.9	102.1	103.9	103.8	<b>617.5</b>	
	2267	HUNT Martin	101.5	100.7	102.9	104.7	104.5	100.5	<b>614.8</b>	
	2259	TAYLOR Denis Grant	98.9	101.3	100.7	100.5	102.6	102.6	<b>606.6</b>	
<b>3</b>		<b>Team B – AUS</b>	<b>298.9</b>	<b>310.9</b>	<b>304.1</b>	<b>309.7</b>	<b>304.4</b>	<b>304.2</b>	<b>1832.2</b>	
	2056	SEVELJ Andrew	101.4	104.9	100.8	103.3	103.6	102.7	<b>616.7</b>	
	2066	CROATTO Daniel	96.2	102.8	100.2	102.9	99.4	101.1	<b>602.6</b>	
	2058	COWBURN Barry	101.3	103.2	103.1	103.5	101.4	100.4	<b>612.9</b>	
<b>4</b>		<b>Team B – NZL</b>	<b>301.9</b>	<b>304.9</b>	<b>302.7</b>	<b>306.0</b>	<b>305.5</b>	<b>300.6</b>	<b>1821.6</b>	
	2285	IRVINE Ian James	101.9	103.6	101.1	102.9	101.0	100.6	<b>611.1</b>	
	2282	MCLEOD Rory James	100.8	100.0	99.8	100.5	100.9	99.9	<b>601.9</b>	
	2280	BENNETT Owen Phillip	99.2	101.3	101.8	102.6	103.6	100.1	<b>608.6</b>	
<b>5</b>		<b>Team C – NZL</b>	<b>286.3</b>	<b>298.5</b>	<b>291.8</b>	<b>303.1</b>	<b>295.1</b>	<b>301.4</b>	<b>1776.2</b>	
	2358	LOMAS Ross	91.1	101.9	98.0	101.4	98.5	97.3	<b>588.2</b>	
	2354	GREEN David	97.1	98.9	97.2	101.2	99.7	102.6	<b>596.7</b>	
	2353	GRAIN David	98.1	97.7	96.6	100.5	96.9	101.5	<b>591.3</b>	

**CSF & OSF CHAMPIONSHIPS**  
**RIFLE / PISTOL / SHOTGUN / FULLBORE**  
**GOLD COAST, AUSTRALIA**  
**28 OCT – 08 NOV 2017**



**RESULTS**  
**10m AIR PISTOL MEN (OSF)**  
**FINAL**

WED 1 NOV 2017, START TIME 13:15

OcR	Records	2017	
WR	Oceania Record not established yet 241.6 REITZ Christian	GER	Maribor (SLO)
		10 MAR 2017	ECH

Rk	Bib No	Name	Nat	1st Comp. Stage	2nd Competition Stage - Elimination						Total	Remarks
1	2051	BELL Kerry	AUS	<b>49.8 101.5</b>	<b>121.4</b>	<b>139.6</b>	<b>159.1</b>	<b>179.1</b>	<b>198.1</b>	<b>216.3</b>	<b>235.8</b>	OcR
				10.6 10.1 10.0 10.6 9.4 10.5 9.5 10.4 10.3 10.1	9.6 10.2 10.3 8.0 10.0 10.0 9.4 8.5 10.7 10.7	10.1 8.3 8.0 10.0 10.0 9.6 10.0 9.7 10.1 10.7	9.5 10.0 9.5 10.0 10.0 9.4 10.0 8.5 10.0 8.8	10.9 10.4 10.5 8.6 10.0 10.0 10.0 10.0 10.0 10.0	9.2 10.4 9.5 8.6 10.0 10.0 10.0 10.0 10.0 10.0	10.4 10.0 10.4 10.0 10.0 10.0 10.0 10.0 10.0 10.0		
2	2047	EVGLEVSKI Sergei	AUS	<b>47.9 97.1</b>	<b>117.7</b>	<b>135.2</b>	<b>155.4</b>	<b>176.8</b>	<b>195.5</b>	<b>214.5</b>	<b>234.5</b>	
				10.3 10.5 8.7 10.8 9.6 8.1 10.5 9.9 8.8 9.9	10.1 8.3 10.5 9.2 10.1 10.1 10.5 9.5 10.4 8.6	10.1 8.3 10.1 10.1 10.1 10.1 10.1 10.1 10.1 10.1	10.1 10.9 10.1 10.5 10.1 10.5 10.1 10.5 10.1 10.5	10.9 10.4 9.2 8.6 10.9 10.4 9.2 8.6 10.9 10.4	9.2 10.4 9.5 8.6 10.9 10.4 9.2 8.6 10.9 10.4	10.4 10.0 10.4 10.0 10.4 10.0 10.4 10.0 10.4 10.0		
3	2262	NOBES Thomas	NZL	<b>48.3 96.9</b>	<b>114.7</b>	<b>134.2</b>	<b>153.3</b>	<b>174.7</b>	<b>193.4</b>		<b>213.7</b>	
				9.0 9.8 9.8 9.3 8.9 9.3 10.3 10.3 10.3 9.9	9.7 10.0 8.1 9.5 10.4 8.7 10.7 10.7 10.3 10.3	10.0 10.4 9.5 8.7 10.4 10.7 10.0 8.7 10.3 10.3	10.4 10.7 8.7 10.7 10.7 10.7 10.0 8.7 10.3 10.3	10.0 10.0 10.0 10.0 10.0 10.0 10.0 10.0 10.0 10.0	10.0 10.0 10.0 10.0 10.0 10.0 10.0 10.0 10.0 10.0			
4	2041	QUICK Bruce	AUS	<b>48.0 98.1</b>	<b>117.9</b>	<b>136.9</b>	<b>156.7</b>	<b>174.1</b>			<b>192.7</b>	
				9.9 10.8 8.6 8.8 10.2 10.4 9.4 9.9 9.9 10.2	10.1 10.2 9.7 8.8 10.7 9.2 9.1 9.2 9.2 9.4	10.7 10.7 8.8 9.1 10.7 9.2 9.2 9.4 9.2 9.4	8.2 9.2 8.2 9.2 8.2 9.2 8.2 9.2 8.2 9.2	9.2 9.4 9.2 9.4 9.2 9.4 9.2 9.4 9.2 9.4	9.2 9.4 9.2 9.4 9.2 9.4 9.2 9.4 9.2 9.4			
5	2263	ZHAO Ricky	NZL	<b>46.5 93.8</b>	<b>112.5</b>	<b>132.7</b>	<b>151.9</b>				<b>171.7</b>	
				7.5 9.8 10.0 9.8 9.2 9.3 9.9 9.1 9.9 9.3	8.7 9.8 10.0 10.4 10.0 9.8 9.9 9.1 9.9 9.3	9.8 9.8 10.4 9.8 9.8 9.8 9.8 9.8 9.8 9.8	9.4 9.5 9.8 10.3 9.4 9.5 9.4 9.5 9.4 9.5	9.5 10.3 9.5 10.3 9.5 10.3 9.5 10.3 9.5 10.3	9.5 10.3 9.5 10.3 9.5 10.3 9.5 10.3 9.5 10.3			
6	2271	NOBES Gerald Rollo	NZL	<b>44.6 91.5</b>	<b>109.6</b>	<b>127.3</b>					<b>147.1</b>	
				10.3 9.2 8.5 9.3 10.1 10.0 7.2 9.4 8.5 9.0	9.4 8.8 8.7 8.9 10.3 10.3 9.4 8.8 9.0 9.0	9.4 8.8 8.8 8.9 9.4 8.8 8.8 8.9 9.4 8.8	9.5 10.3 9.5 10.3 9.5 10.3 9.5 10.3 9.5 10.3	9.5 10.3 9.5 10.3 9.5 10.3 9.5 10.3 9.5 10.3	9.5 10.3 9.5 10.3 9.5 10.3 9.5 10.3 9.5 10.3			
7	2223	RYAN Stephen	NFK	<b>42.8 86.3</b>	<b>105.5</b>						<b>125.5</b>	
				9.7 7.6 7.3 10.0 9.1 9.9 6.5 6.8 10.2 9.2	10.3 10.3 8.9 9.7 10.3 10.3 9.9 9.9 9.2 9.2	10.3 10.3 10.3 10.3 10.3 10.3 10.3 10.3 10.3 10.3	10.3 10.3 10.3 10.3 10.3 10.3 10.3 10.3 10.3 10.3	10.3 10.3 10.3 10.3 10.3 10.3 10.3 10.3 10.3 10.3	10.3 10.3 10.3 10.3 10.3 10.3 10.3 10.3 10.3 10.3			
8	2228	CREEK Douglas	NFK	<b>42.0 82.6</b>							<b>100.2</b>	
				10.1 9.6 9.9 10.5 8.3 8.3 7.2 8.0 6.5 4.2	7.4 10.2 7.4 10.2 7.4 10.2 7.4 10.2 7.4 10.2	7.4 10.2 7.4 10.2 7.4 10.2 7.4 10.2 7.4 10.2	7.4 10.2 7.4 10.2 7.4 10.2 7.4 10.2 7.4 10.2	7.4 10.2 7.4 10.2 7.4 10.2 7.4 10.2 7.4 10.2	7.4 10.2 7.4 10.2 7.4 10.2 7.4 10.2 7.4 10.2			

Legend

D71DF159

Bib No	Bib Number	ECH	European Championships	Nat	Nation
OcR	Oceania Record	Rk	Rank	WR	World Record

History

Release: Approved Version 1 (17/11/01 1:40:34 PM)

Version of 1 NOV 2017, 13:40

F100000IA011171315.1.AP60.0.001.pdf

86F7

5

Page 1 of 1

**CSF & OSF CHAMPIONSHIPS**  
**RIFLE / PISTOL / SHOTGUN / FULLBORE**  
**GOLD COAST, AUSTRALIA**  
**28 OCT – 08 NOV 2017**



**RESULTS**  
**10m AIR PISTOL MEN (OSF)**  
**OSF**

WED 1 NOV 2017, START TIME 09:00

Rank	Bib No	Name	Nat	Team	Series						Total	Rem
					1	2	3	4	5	6		
1	2262	NOBES Thomas	<u>NZL</u>	Team A – NZL	97	95	93	93	95	93	<b>566- 8x</b>	<b>QF</b>
2	2263	ZHAO Ricky	<u>NZL</u>	Team A – NZL	91	90	94	97	94	96	<b>562-14x</b>	<b>QF</b>
3	2051	BELL Kerry	<u>AUS</u>	Team A – AUS	89	92	94	94	96	96	<b>561-14x</b>	<b>QF</b>
4	2102	FAULKNER Jason	<u>AUS</u>	Team B – AUS	95	91	95	91	93	96	<b>561-14x</b>	
5	2047	EVGLEVSKI Sergei	<u>AUS</u>	Team A – AUS	92	94	90	92	96	93	<b>557-13x</b>	<b>QF</b>
6	2052	ASHMORE Thomas	<u>AUS</u>	Team C – AUS	93	93	91	95	93	92	<b>557-10x</b>	
7	2065	DOWLING Damian	<u>AUS</u>	Team B – AUS	90	90	95	92	94	94	<b>555-11x</b>	
8	2057	GROVES Bailey	<u>AUS</u>	Team B – AUS	88	90	95	95	92	89	<b>549-11x</b>	
9	2119	SHERAFATI Vahid	<u>AUS</u>	Team C – AUS	89	90	90	91	96	92	<b>548- 8x</b>	
10	2041	QUICK Bruce	<u>AUS</u>	Team A – AUS	88	91	94	92	91	90	<b>546-10x</b>	<b>QF</b>
11	2271	NOBES Gerald Rollo	<u>NZL</u>	Team A – NZL	92	91	90	89	92	88	<b>542- 2x</b>	<b>QF</b>
12	2063	MARTIN Corey	<u>AUS</u>	Team C – AUS	85	90	87	85	90	95	<b>532- 7x</b>	
13	2270	NEWSON Paul Dene	<u>NZL</u>	Team B – NZL	86	89	89	89	90	88	<b>531- 4x</b>	
14	2355	JOHNSTON Terry	<u>NZL</u>	Team B – NZL	90	88	90	84	86	91	<b>529- 7x</b>	
15	2228	CREEK Douglas	<u>NFK</u>	Team A - NFK	87	87	92	88	89	84	<b>527- 4x</b>	<b>QF</b>
16	2365	THOMAS Benjamin	<u>NZL</u>	Team B – NZL	86	88	90	87	83	82	<b>516- 5x</b>	
17	2223	RYAN Stephen	<u>NFK</u>	Team A - NFK	81	81	84	85	83	79	<b>493- 4x</b>	<b>QF</b>
18	2227	COULTER Kevin	<u>NFK</u>	Team A - NFK	87	75	81	82	82	84	<b>491- 4x</b>	

**Summary**

Number of athletes on this list: 18; Total number of athletes: 18; Total number of teams: 6

**Legend**

— Team Member  
 QF Qualified for Final

Bib No  
 Rem

Bib Number  
 Remarks

Nat Nation

7C34B7CC

**CSF & OSF CHAMPIONSHIPS**  
**RIFLE / PISTOL / SHOTGUN / FULLBORE**  
**GOLD COAST, AUSTRALIA**  
**28 OCT – 08 NOV 2017**



**RESULTS**  
**10m AIR PISTOL MEN (OSF)**  
**TEAM**

WED 1 NOV 2017, START TIME 09:00

Records						
QWR	594	JIN Jongoh	KOR	12 APR 2009	WC	Changwon (KOR)
QOcR	586	REPACHOLI Daniel	AUS	31 OCT 2007	OCH	Sydney (AUS)

Records Team						
WR	1759	EKIMOV Leonid; ISAKOV Vladimir; NESTRUEV Mikhail;	RUS	16 MAR 2007	ECH	Deauville (FRA)
OcR	1722	REPACHOLI Daniel; DELLER Stephen; MOORE David;	AUS	31 OCT 2007	OCH	Sydney (AUS)

Rank	Bib No	Name	Series						Total	Remarks
			1	2	3	4	5	6		
<b>1</b>		<b>Team A – NZL</b>	<b>280</b>	<b>276</b>	<b>277</b>	<b>279</b>	<b>281</b>	<b>277</b>	<b>1670-24x</b>	
	2262	NOBES Thomas	97	95	93	93	95	93	<b>566- 8x</b>	
	2263	ZHAO Ricky	91	90	94	97	94	96	<b>562-14x</b>	
	2271	NOBES Gerald Rollo	92	91	90	89	92	88	<b>542- 2x</b>	
<b>2</b>		<b>Team B – AUS</b>	<b>273</b>	<b>271</b>	<b>285</b>	<b>278</b>	<b>279</b>	<b>279</b>	<b>1665-36x</b>	
	2102	FAULKNER Jason	95	91	95	91	93	96	<b>561-14x</b>	
	2065	DOWLING Damian	90	90	95	92	94	94	<b>555-11x</b>	
	2057	GROVES Bailey	88	90	95	95	92	89	<b>549-11x</b>	
<b>3</b>		<b>Team A – AUS</b>	<b>269</b>	<b>277</b>	<b>278</b>	<b>278</b>	<b>283</b>	<b>279</b>	<b>1664-37x</b>	
	2051	BELL Kerry	89	92	94	94	96	96	<b>561-14x</b>	
	2047	EVGLEVSKI Sergei	92	94	90	92	96	93	<b>557-13x</b>	
	2041	QUICK Bruce	88	91	94	92	91	90	<b>546-10x</b>	
<b>4</b>		<b>Team C – AUS</b>	<b>267</b>	<b>273</b>	<b>268</b>	<b>271</b>	<b>279</b>	<b>279</b>	<b>1637-25x</b>	
	2119	SHERAFATI Vahid	89	90	90	91	96	92	<b>548- 8x</b>	
	2063	MARTIN Corey	85	90	87	85	90	95	<b>532- 7x</b>	
	2052	ASHMORE Thomas	93	93	91	95	93	92	<b>557-10x</b>	
<b>5</b>		<b>Team B – NZL</b>	<b>262</b>	<b>265</b>	<b>269</b>	<b>260</b>	<b>259</b>	<b>261</b>	<b>1576-16x</b>	
	2365	THOMAS Benjamin	86	88	90	87	83	82	<b>516- 5x</b>	
	2355	JOHNSTON Terry	90	88	90	84	86	91	<b>529- 7x</b>	
	2270	NEWSON Paul Dene	86	89	89	89	90	88	<b>531- 4x</b>	

Rank	Bib No	Name	Series						Total	Remarks
			1	2	3	4	5	6		
<b>6</b>		<b>Team A - NFK</b>	<b>255</b>	<b>243</b>	<b>257</b>	<b>255</b>	<b>254</b>	<b>247</b>	<b>1511-12x</b>	
	2228	CREEK Douglas	87	87	92	88	89	84	<b>527- 4x</b>	
	2223	RYAN Stephen	81	81	84	85	83	79	<b>493- 4x</b>	
	2227	COULTER Kevin	87	75	81	82	82	84	<b>491- 4x</b>	

---

## Summary

Number of athletes on this list: 18; Total number of athletes: 18; Total number of teams: 6

### Note

Please note that there are records equally achieved by several athletes and only the first to set the record is shown.  
Refer to the Records list on ISSF website: [www.issf-sports.org](http://www.issf-sports.org)

---

## Legend

<b>Bib No</b>	<b>Bib Number</b>	<b>ECH</b>	<b>European Championships</b>	<b>OCH</b>	<b>Oceanian Championships</b>
<b>OcR</b>	<b>Oceania Record</b>	<b>QOcR</b>	<b>Qualification Oceania Record</b>	<b>QWR</b>	<b>Qualification World Record</b>
<b>WC</b>	<b>World Cup</b>	<b>WR</b>	<b>World Record</b>		

54115930

## History

Release: Approved Version 1 (11/1/2017 10:30:57 AM)  
Release: Preliminary Version 1 (11/1/2017 10:15:43 AM)

**CSF & OSF CHAMPIONSHIPS**  
**RIFLE / PISTOL / SHOTGUN / FULLBORE**  
**GOLD COAST, AUSTRALIA**  
**28 OCT – 08 NOV 2017**



**RESULTS**  
**25m RAPID FIRE PISTOL MEN (OSF)**  
**FINAL**

SUN 5 NOV 2017, START TIME 13:30

		Records					
OcR	24	EVGLEVSKI Sergei	AUS	2 DEC 2015	OCH	Sydney (AUS)	
WR	35	MAZZETTI Riccardo	ITA	6 JUL 2014	WC	Beijing (CHN)	

Rk	Bib No	Name	Nat	1st Comp. Stage			2nd Competition Stage - Elimination					Total	Remarks
1	2047	EVGLEVSKI Sergei	AUS	4	8	12	15	19	24	28		32	OcR
				4	4	4	3	4	5	4	4		
2	2052	ASHMORE Thomas	AUS	2	4	8	10	13	17	20		21	
				2	2	4	2	3	4	3	1		
3	2041	QUICK Bruce	AUS	2	5	9	11	13	16			18	
				2	3	4	2	2	3	2			
4	2271	NOBES Gerald Rollo	NZL	2	3	4	4	5				6	
				2	1	1	0	1	1				
5	2229	COCK Graham	NFK	1	2	3	3					3	
				1	1	1	0	0					
6	2268	WILTON Mark	NZL	0	0	0						2	
				0	0	0	2						

**Note**

Please note that there are records equally achieved by several athletes and only the first to set the record is shown.  
Refer to the Records list on ISSF website: [www.issf-sports.org](http://www.issf-sports.org)

**Legend**

Bib No	Bib Number	Nat	Nation	OCH	Oceanian Championships
OcR	Oceania Record	Rk	Rank	WC	World Cup
WR	World Record				

EB7AA438

**History**

Release: Approved Version 1 (17/11/05 2:02:52 PM)

Version of 5 NOV 2017, 14:02

F100000IA0511171330.1.RFP.0.001.pdf

86F7

13

Page 1 of 1

**CSF & OSF CHAMPIONSHIPS**  
**RIFLE / PISTOL / SHOTGUN / FULLBORE**  
**GOLD COAST, AUSTRALIA**  
**28 OCT – 08 NOV 2017**



**RESULTS**  
**25m RAPID FIRE PISTOL MEN (OSF)**  
**OSF**

SAT 4 NOV 2017, START TIME 14:00

Rank	Bib No	Name	Nat	Team	Stage	Seconds			Sub Total	Total	Remarks
						8	6	4			
1	2047	EVGLEVSKI Sergei	<u>AUS</u>	Team A – AUS	Stage 1	95	94	95	284	<b>573-17x</b>	<b>QF</b>
					Stage 2	99	94	96	289		
2	2072	ANDERSON Scott	<u>AUS</u>	Team B – AUS	Stage 1	93	99	93	285	<b>567-17x</b>	
					Stage 2	95	97	90	282		
3	2041	QUICK Bruce	<u>AUS</u>	Team A – AUS	Stage 1	93	96	88	277	<b>558-11x</b>	<b>QF</b>
					Stage 2	98	95	88	281		
4	2052	ASHMORE Thomas	<u>AUS</u>	Team A – AUS	Stage 1	94	94	81	269	<b>550-10x</b>	<b>QF</b>
					Stage 2	97	92	92	281		
5	2057	GROVES Bailey	<u>AUS</u>	Team B – AUS	Stage 1	94	90	92	276	<b>550- 8x</b>	
					Stage 2	89	97	88	274		
6	2113	SMITH Neil	<u>AUS</u>	Team B – AUS	Stage 1	95	83	92	270	<b>546- 9x</b>	
					Stage 2	93	95	88	276		
7	2119	SHERAFATI Vahid	AUS		Stage 1	87	88	88	263	<b>528- 5x</b>	
					Stage 2	94	86	85	265		
8	2271	NOBES Gerald Rollo	<u>NZL</u>	Team A – NZL	Stage 1	89	90	74	253	<b>505- 3x</b>	<b>QF</b>
					Stage 2	93	84	75	252		
9	2268	WILTON Mark	<u>NZL</u>	Team A – NZL	Stage 1	83	82	74	239	<b>472- 4x</b>	<b>QF</b>
					Stage 2	87	79	67	233		
10	2229	COCK Graham	NFK		Stage 1	80	73	61	214	<b>449- 0x</b>	<b>QF</b>
					Stage 2	84	74	77	235		
11	2270	NEWSON Paul Dene	<u>NZL</u>	Team A – NZL	Stage 1	76	83	69	228	<b>445- 2x</b>	
					Stage 2	75	81	61	217		

**Summary**

Number of athletes on this list: 11; Total number of athletes: 11; Total number of teams: 3

**Note**

Please note that there are records equally achieved by several athletes and only the first to set the record is shown.  
Refer to the Records list on ISSF website: [www.issf-sports.org](http://www.issf-sports.org)

**Legend**

— Team Member  
**QF** Qualified for Final

Bib No Bib Number

Nat Nation

EF39FAAA



**CSF & OSF CHAMPIONSHIPS**  
**RIFLE / PISTOL / SHOTGUN / FULLBORE**  
**GOLD COAST, AUSTRALIA**  
**28 OCT – 08 NOV 2017**



**RESULTS**  
**25m RAPID FIRE PISTOL MEN (OSF)**  
**TEAM**

SAT 4 NOV 2017, START TIME 14:00

Records						
QOcR	576	CHAPMAN David	AUS	14 APR 2005	WC	Changwon (KOR)
QWR	593	REITZ Christian	GER	30 JUL 2013	ECH	Osijek (CRO)

Records Team						
OcR	1686	CHAPMAN David; EVGLEVSKI Sergei; QUICK Bruce;	AUS	2 DEC 2015	OCH	Sydney (AUS)
WR	1749	ZHANG Jian; LI Yuehong; DING Feng;	CHN	6 AUG 2010	WCH	Munich (GER)

Rank	Bib No	Name	Stage	Seconds			Sub Total	Total	Remarks
				8	6	4			
<b>1</b>	<b>Team A – AUS</b>			<b>282</b>	<b>284</b>	<b>264</b>	<b>830</b>		
				<b>294</b>	<b>281</b>	<b>276</b>	<b>851</b>	<b>1681-38x</b>	
	2047	EVGLEVSKI Sergei	Stage 1	95	94	95	284		
			Stage 2	99	94	96	289	<b>573-17x</b>	
	2041	QUICK Bruce	Stage 1	93	96	88	277		
			Stage 2	98	95	88	281	<b>558-11x</b>	
	2052	ASHMORE Thomas	Stage 1	94	94	81	269		
			Stage 2	97	92	92	281	<b>550-10x</b>	
<b>2</b>	<b>Team B – AUS</b>			<b>282</b>	<b>272</b>	<b>277</b>	<b>831</b>		
				<b>277</b>	<b>289</b>	<b>266</b>	<b>832</b>	<b>1663-34x</b>	
	2057	GROVES Bailey	Stage 1	94	90	92	276		
			Stage 2	89	97	88	274	<b>550- 8x</b>	
	2072	ANDERSON Scott	Stage 1	93	99	93	285		
			Stage 2	95	97	90	282	<b>567-17x</b>	
	2113	SMITH Neil	Stage 1	95	83	92	270		
			Stage 2	93	95	88	276	<b>546- 9x</b>	
<b>3</b>	<b>Team A – NZL</b>			<b>248</b>	<b>255</b>	<b>217</b>	<b>720</b>		
				<b>255</b>	<b>244</b>	<b>203</b>	<b>702</b>	<b>1422- 9x</b>	
	2271	NOBES Gerald Rollo	Stage 1	89	90	74	253		
			Stage 2	93	84	75	252	<b>505- 3x</b>	
	2268	WILTON Mark	Stage 1	83	82	74	239		
			Stage 2	87	79	67	233	<b>472- 4x</b>	
	2270	NEWSON Paul Dene	Stage 1	76	83	69	228		
			Stage 2	75	81	61	217	<b>445- 2x</b>	

**CSF & OSF CHAMPIONSHIPS**  
**RIFLE / PISTOL / SHOTGUN / FULLBORE**  
**GOLD COAST, AUSTRALIA**  
**28 OCT – 08 NOV 2017**



**RESULTS**  
**25m STANDARD PISTOL MIXED (OSF)**  
**INDIVIDUAL**

MON 6 NOV 2017, START TIME 09:00

**Records**

OcR	575 ADAMS Philip	AUS	5 FEB 1993	OCH	Auckland (NZL)
WR	584 BULJUNG Erich	USA	20 AUG 1983	PAG	Caracas (VEN)

**Records Team**

OcR	1706 GIUSTINIANO Michelangelo; QUICK Bruce; VICKERS Kel;	AUS	31 JAN 1993	OCH	Auckland (NZL)
WR	1725 KUZMIN Afanasij; TURLA Viadas; MELENTIEV Aleksander;	URS	10 SEP 1985	ECH	Osijek (YUG)

Rank	Bib No	Name	Nat	Team	Stage	Series		Sub Total	Total	Remarks
						1	2			
1	2072	ANDERSON Scott	<u>AUS</u>	Team A – AUS	150 sec	94	93	187	559- 8x	
					20 sec	96	93	189		
					10 sec	92	91	183		
2	2047	EVGLEVSKI Sergei	<u>AUS</u>	Team A – AUS	150 sec	95	94	189	552- 8x	
					20 sec	91	93	184		
					10 sec	83	96	179		
3	2067	HEINRICH Garry	<u>AUS</u>	Team B – AUS	150 sec	93	96	189	549-13x	
					20 sec	90	92	182		
					10 sec	86	92	178		
4	2052	ASHMORE Thomas	<u>AUS</u>	Team A – AUS	150 sec	89	90	179	545- 5x	
					20 sec	92	91	183		
					10 sec	94	89	183		
5	2113	SMITH Neil	<u>AUS</u>	Team B – AUS	150 sec	93	94	187	543- 9x	
					20 sec	92	89	181		
					10 sec	88	87	175		
6	2112	GIUSTINIANO Mike	<u>AUS</u>	Team B – AUS	150 sec	89	97	186	542- 7x	
					20 sec	86	90	176		
					10 sec	92	88	180		

**Summary**

Number of athletes on this list: 6; Total number of athletes: 6; Total number of teams: 2

**Legend**

2E2DF13C

—	Team Member	Bib No	Bib Number	ECH	European Championships
Nat	Nation	OCH	Oceanian Championships	OcR	Oceania Record
PAG	Pan American Games	WR	World Record		

**History**

Release: Approved Version 1 (11/6/2017 9:52:34 AM)  
 Release: Preliminary Version 1 (11/6/2017 9:39:30 AM)

**CSF & OSF CHAMPIONSHIPS**  
**RIFLE / PISTOL / SHOTGUN / FULLBORE**  
**GOLD COAST, AUSTRALIA**  
**28 OCT – 08 NOV 2017**



**RESULTS**  
**25m STANDARD PISTOL MIXED (OSF)**  
**TEAM**

MON 6 NOV 2017, START TIME 09:00

**Records**

OcR	575 ADAMS Philip	AUS	5 FEB 1993	OCH	Auckland (NZL)
WR	584 BULJUNG Erich	USA	20 AUG 1983	PAG	Caracas (VEN)

**Records Team**

OcR	1706 GIUSTINIANO Michelangelo; QUICK Bruce; VICKERS Kel;	AUS	31 JAN 1993	OCH	Auckland (NZL)
WR	1725 KUZMIN Afanasij; TURLA Viadas; MELENTIEV Aleksander;	URS	10 SEP 1985	ECH	Osijek (YUG)

Rank	Bib No	Name	Stage	Series		Sub Total	Total	Remarks
				1	2			
<b>1</b>	<b>Team A – AUS</b>				<b>278</b>	<b>277</b>	<b>555</b>	
					<b>279</b>	<b>277</b>	<b>556</b>	
					<b>269</b>	<b>276</b>	<b>545</b>	<b>1656-21x</b>
	2072	ANDERSON Scott	150 sec	94	93	187		
			20 sec	96	93	189		
			10 sec	92	91	183	<b>559- 8x</b>	
	2047	EVGLEVSKI Sergei	150 sec	95	94	189		
			20 sec	91	93	184		
			10 sec	83	96	179	<b>552- 8x</b>	
	2052	ASHMORE Thomas	150 sec	89	90	179		
			20 sec	92	91	183		
			10 sec	94	89	183	<b>545- 5x</b>	
<b>2</b>	<b>Team B – AUS</b>				<b>275</b>	<b>287</b>	<b>562</b>	
					<b>268</b>	<b>271</b>	<b>539</b>	
					<b>266</b>	<b>267</b>	<b>533</b>	<b>1634-29x</b>
	2067	HEINRICH Garry	150 sec	93	96	189		
			20 sec	90	92	182		
			10 sec	86	92	178	<b>549-13x</b>	
	2113	SMITH Neil	150 sec	93	94	187		
			20 sec	92	89	181		
			10 sec	88	87	175	<b>543- 9x</b>	
	2112	GIUSTINIANO Mike	150 sec	89	97	186		
			20 sec	86	90	176		
			10 sec	92	88	180	<b>542- 7x</b>	

**CSF & OSF CHAMPIONSHIPS**  
**RIFLE / PISTOL / SHOTGUN / FULLBORE**  
**GOLD COAST, AUSTRALIA**  
**28 OCT – 08 NOV 2017**



**RESULTS**  
**50m PISTOL MEN (OSF)**  
**FINAL**

FRI 3 NOV 2017, START TIME 13:45

Records		KOR	20 MAY 2017	WC	Munich (GER)
WR	230.5 JIN Jongoh				
OcR	Oceania Record not established yet		2017		

Rk	Bib No	Name	Nat	1st Comp. Stage	2nd Competition Stage - Elimination						Total	Remarks	
1	2041	QUICK Bruce	AUS	<b>48.7</b> 10.5 8.7 10.3 10.2 9.0	<b>95.5</b> 10.4 9.3 10.2 9.2 7.7	<b>112.6</b> 9.7 7.4	<b>130.7</b> 9.6 8.5	<b>150.7</b> 9.8 10.2	<b>170.1</b> 9.7 9.7	<b>189.8</b> 10.3 9.4	<b>206.7</b> 8.9 8.0	<b>223.3</b>	OcR
2	2067	HEINRICH Garry	AUS	<b>42.9</b> 8.6 9.5 7.6 7.3	<b>87.4</b> 9.0 7.5 9.1 9.0 9.9	<b>105.6</b> 10.0 8.2	<b>126.4</b> 10.4 10.4	<b>145.1</b> 8.5 10.2	<b>162.4</b> 7.6 9.7	<b>181.6</b> 9.1 10.1	<b>198.4</b> 7.6 9.2	<b>217.4</b>	
3	2051	BELL Kerry	AUS	<b>48.2</b> 8.3 9.5 10.0 10.0 10.4	<b>88.6</b> 6.2 8.2 9.5 9.9 6.6	<b>106.9</b> 8.3 10.0	<b>124.2</b> 9.6 7.7	<b>140.0</b> 8.4 7.4	<b>159.4</b> 9.6 9.8	<b>177.6</b> 9.2 9.0		<b>197.2</b>	
4	2262	NOBES Thomas	NZL	<b>46.8</b> 8.4 10.2 9.7 9.0 9.5	<b>96.7</b> 10.3 9.5 10.3 9.7 10.1	<b>114.9</b> 10.4 7.8	<b>130.9</b> 8.4 7.6	<b>147.9</b> 10.4 6.6	<b>162.7</b> 7.0 7.8		6.5 3.6	<b>172.8</b>	
5	2228	CREEK Douglas	NFK	<b>42.8</b> 9.0 9.1 8.9 7.6 8.2	<b>88.0</b> 8.9 8.7 7.6 10.0 10.0	<b>100.0</b> 5.5 6.5	<b>118.8</b> 8.6 10.2	<b>136.6</b> 10.5 7.3		9.3 7.2		<b>153.1</b>	
6	2263	ZHAO Ricky	NZL	<b>40.7</b> 8.8 5.0 9.5 9.1 8.3	<b>83.4</b> 8.8 8.5 7.6 8.0 9.8	<b>101.4</b> 8.6 9.4	<b>117.7</b> 8.0 8.3		7.5 6.1			<b>131.3</b>	
7	2271	NOBES Gerald Rollo	NZL	<b>36.3</b> 7.8 7.0 6.0 6.4 9.1	<b>73.8</b> 5.8 8.6 7.3 6.5 9.3	<b>93.3</b> 10.8 8.7		10.6 5.6				<b>109.5</b>	
8	2223	RYAN Stephen	NFK	<b>29.7</b> 8.1 3.9 9.2 8.5 0.0	<b>64.3</b> 4.2 7.6 8.2 5.7 8.9		6.8 5.6					<b>76.7</b>	

**CSF & OSF CHAMPIONSHIPS**  
**RIFLE / PISTOL / SHOTGUN / FULLBORE**  
**GOLD COAST, AUSTRALIA**  
**28 OCT – 08 NOV 2017**



**RESULTS**  
**50m PISTOL MEN (OSF)**  
**OSF**

FRI 3 NOV 2017, START TIME 09:30

Rank	Bib No	Name	Nat	Team	Series						Total	Rem
					1	2	3	4	5	6		
1	2067	HEINRICH Garry	<u>AUS</u>	Team A – AUS	90	92	92	88	91	89	<b>542-6x</b>	<b>QF</b>
2	2051	BELL Kerry	<u>AUS</u>	Team A – AUS	90	87	87	89	90	91	<b>534-6x</b>	<b>QF</b>
3	2065	DOWLING Damian	<u>AUS</u>	Team B – AUS	93	88	90	88	87	87	<b>533-5x</b>	
4	2262	NOBES Thomas	<u>NZL</u>	Team A – NZL	86	88	90	88	90	88	<b>530-5x</b>	<b>QF</b>
5	2041	QUICK Bruce	<u>AUS</u>	Team A – AUS	86	87	90	88	90	87	<b>528-6x</b>	<b>QF</b>
6	2263	ZHAO Ricky	<u>NZL</u>	Team A – NZL	87	81	85	88	92	92	<b>525-8x</b>	<b>QF</b>
7	2113	SMITH Neil	<u>AUS</u>	Team C – AUS	87	86	89	86	86	83	<b>517-1x</b>	
8	2103	MARKOVSKI Jason	<u>AUS</u>	Team B – AUS	85	82	87	84	87	90	<b>515-2x</b>	
9	2119	SHERAFATI Vahid	<u>AUS</u>	Team C – AUS	93	82	83	84	83	86	<b>511-6x</b>	
10	2102	FAULKNER Jason	<u>AUS</u>	Team C – AUS	80	86	79	86	84	93	<b>508-2x</b>	
11	2228	CREEK Douglas	<u>NFK</u>	Team A – NFK	81	81	80	83	86	87	<b>498-2x</b>	<b>QF</b>
12	2271	NOBES Gerald Rollo	<u>NZL</u>	Team A – NZL	81	81	78	86	81	87	<b>494-4x</b>	<b>QF</b>
13	2057	GROVES Bailey	<u>AUS</u>	Team B – AUS	79	83	80	89	84	77	<b>492-2x</b>	
14	2268	WILTON Mark	NZL		73	78	80	82	85	82	<b>480-5x</b>	
15	2355	JOHNSON Terry	NZL		74	74	80	71	72	86	<b>457-3x</b>	
16	2223	RYAN Stephen	<u>NFK</u>	Team A – NFK	74	77	81	71	78	59	<b>440-3x</b>	<b>QF</b>
17	2227	COULTER Kevin	<u>NFK</u>	Team A – NFK	59	72	63	68	74	65	<b>401-1x</b>	

**Summary**

Number of athletes on this list: 17; Total number of athletes: 17; Total number of teams: 5

**Note**

Please note that there are records equally achieved by several athletes and only the first to set the record is shown.  
Refer to the Records list on ISSF website: [www.issf-sports.org](http://www.issf-sports.org)

**Legend**

— Team Member  
**QF** Qualified for Final

**Bib No**  
**Rem**

**Bib Number**  
**Remarks**

**Nat**

**Nation**

D9BA5AA6

**CSF & OSF CHAMPIONSHIPS**  
**RIFLE / PISTOL / SHOTGUN / FULLBORE**  
**GOLD COAST, AUSTRALIA**  
**28 OCT – 08 NOV 2017**



**RESULTS**  
**50m PISTOL MEN (OSF)**  
**TEAM**

FRI 3 NOV 2017, START TIME 09:30

Records						
QWR	583	JIN Jongoh	KOR	9 SEP 2014	WCH	Granada (ESP)
QOcR	562	REPACHOLI Daniel	AUS	2 MAR 2004	WC	Sydney (AUS)

Records Team						
OcR	1650	ADAMS Philip; QUICK Bruce; SANDSTROM Bengt;	AUS	23 JUL 1994	WCH	Milan (ITA)
WR	1719	STAN Liviu; BABII Sorin; ILIE Petru;	ROM	7 SEP 1985	ECH	Osijek (YUG)

Rank	Bib No	Name	Series						Total	Remarks
			1	2	3	4	5	6		
<b>1</b>		<b>Team A – AUS</b>	<b>266</b>	<b>266</b>	<b>269</b>	<b>265</b>	<b>271</b>	<b>267</b>	<b>1604-18x</b>	
	2067	HEINRICH Garry	90	92	92	88	91	89	<b>542-6x</b>	
	2051	BELL Kerry	90	87	87	89	90	91	<b>534-6x</b>	
	2041	QUICK Bruce	86	87	90	88	90	87	<b>528-6x</b>	
<b>2</b>		<b>Team A – NZL</b>	<b>254</b>	<b>250</b>	<b>253</b>	<b>262</b>	<b>263</b>	<b>267</b>	<b>1549-17x</b>	
	2262	NOBES Thomas	86	88	90	88	90	88	<b>530-5x</b>	
	2263	ZHAO Ricky	87	81	85	88	92	92	<b>525-8x</b>	
	2271	NOBES Gerald Rollo	81	81	78	86	81	87	<b>494-4x</b>	
<b>3</b>		<b>Team B – AUS</b>	<b>257</b>	<b>253</b>	<b>257</b>	<b>261</b>	<b>258</b>	<b>254</b>	<b>1540- 9x</b>	
	2103	MARKOVSKI Jason	85	82	87	84	87	90	<b>515-2x</b>	
	2065	DOWLING Damian	93	88	90	88	87	87	<b>533-5x</b>	
	2057	GROVES Bailey	79	83	80	89	84	77	<b>492-2x</b>	
<b>4</b>		<b>Team C – AUS</b>	<b>260</b>	<b>254</b>	<b>251</b>	<b>256</b>	<b>253</b>	<b>262</b>	<b>1536- 9x</b>	
	2119	SHERAFATI Vahid	93	82	83	84	83	86	<b>511-6x</b>	
	2113	SMITH Neil	87	86	89	86	86	83	<b>517-1x</b>	
	2102	FAULKNER Jason	80	86	79	86	84	93	<b>508-2x</b>	
<b>5</b>		<b>Team A – NFK</b>	<b>214</b>	<b>230</b>	<b>224</b>	<b>222</b>	<b>238</b>	<b>211</b>	<b>1339- 6x</b>	
	2228	CREEK Douglas	81	81	80	83	86	87	<b>498-2x</b>	
	2223	RYAN Stephen	74	77	81	71	78	59	<b>440-3x</b>	
	2227	COULTER Kevin	59	72	63	68	74	65	<b>401-1x</b>	

**CSF & OSF CHAMPIONSHIPS**  
**RIFLE / PISTOL / SHOTGUN / FULLBORE**  
**GOLD COAST, AUSTRALIA**  
**28 OCT – 08 NOV 2017**



**RESULTS**  
**10m AIR RIFLE WOMEN (OSF)**  
**FINAL**

WED 1 NOV 2017, START TIME 16:45

OcR	Records	2017		
WR	Oceania Record not established yet	CHN	24 FEB 2017	New Delhi (IND)
	252.1 SHI Mengyao		WC	

Rk	Bib No	Name	Nat	1st Comp. Stage				2nd Competition Stage - Elimination				Total	Remarks
1	2037	ROSSITER Victoria Michelle Venning	AUS	<b>50.9</b>	<b>103.0</b>	<b>123.4</b>	<b>143.7</b>	<b>164.2</b>	<b>183.6</b>	<b>203.9</b>	<b>224.5</b>	<b>245.0</b>	OcR
				10.2	10.2	10.3	10.5	10.2	9.9				
				9.7	10.2	10.1	9.9	10.4	10.6				
				10.6	10.7	9.8	9.5						
				10.3	10.7	10.5	10.1						
				10.1	10.3	10.0	10.2						
2	2034	WOODROOFE Emma	AUS	<b>49.7</b>	<b>100.2</b>	<b>119.3</b>	<b>139.4</b>	<b>159.8</b>	<b>179.9</b>	<b>200.3</b>	<b>221.2</b>	<b>242.0</b>	
				9.2	9.7	9.4	10.0	10.6	10.0				
				10.0	10.4	9.7	10.2	10.3	10.8				
				10.2	10.0	10.1	9.9						
				10.2	10.0	10.0	10.4						
				10.1	10.4	10.4	10.0						
3	2053	ADAMS Emma	AUS	<b>50.7</b>	<b>100.1</b>	<b>120.5</b>	<b>139.9</b>	<b>159.9</b>	<b>180.2</b>	<b>200.7</b>		<b>220.4</b>	
				9.9	10.6	10.3	9.8	10.0					
				9.9	9.6	10.1	10.1	9.7					
				10.3	9.1	8.9	10.2						
				10.0	9.7	10.5	10.4						
				10.6	10.4	10.2	10.1						
4	2272	BURGESS SMITH Jessica Rose	NZL	<b>47.5</b>	<b>95.9</b>	<b>117.4</b>	<b>135.9</b>	<b>155.1</b>	<b>176.1</b>			<b>195.4</b>	
				8.9	9.8	10.8	10.0						
				10.0	9.6	10.7	10.6						
				9.0	8.9	8.7	10.4						
				10.0	9.8	9.8	9.4						
				9.6	10.3	9.2	9.9						
5	2281	FREIMAN Helen	NZL	<b>47.9</b>	<b>96.8</b>	<b>115.9</b>	<b>135.2</b>	<b>154.8</b>				<b>173.4</b>	
				10.6	9.3	8.8	10.5						
				9.3	9.7	10.3	8.3						
				9.5	10.4	9.1	10.3						
				9.4	9.4	10.2							
				9.1	10.1	9.1							
6	2257	SHIELDS Bronwyn Clara	NZL	<b>45.0</b>	<b>94.7</b>	<b>110.7</b>	<b>129.6</b>					<b>147.7</b>	
				6.4	9.6	10.3	7.9						
				10.1	9.7	5.7							
				9.0	10.5	9.5							
				9.9	9.7	9.4							
				9.6	10.2	10.2							

Legend

7575FC60

Bib No	Bib Number	Nat	Nation	OcR	Oceania Record
Rk	Rank	WC	World Cup	WR	World Record

History

Release: Approved Version 1 (17/11/01 5:07:26 PM)

**CSF & OSF CHAMPIONSHIPS**  
**RIFLE / PISTOL / SHOTGUN / FULLBORE**  
**GOLD COAST, AUSTRALIA**  
**28 OCT – 08 NOV 2017**



**RESULTS**  
**10m AIR RIFLE WOMEN (OSF)**  
**OSF**

WED 1 NOV 2017, START TIME 11:30

Rank	Bib No	Name	Nat	Team	Series				Total	Remarks
					1	2	3	4		
1	2037	ROSSITER Victoria Michelle Venning	<u>AUS</u>	Team A – A	102.9	104.7	102.4	103.0	<b>413.0</b>	<b>QF</b>
2	2034	WOODROOFE Emma	<u>AUS</u>	Team A – A	101.1	103.5	100.3	102.6	<b>407.5</b>	<b>QF</b>
3	2053	ADAMS Emma	<u>AUS</u>	Team A – A	100.3	103.4	100.0	103.7	<b>407.4</b>	<b>QF</b>
4	2105	KOWPLOS Kata	<u>AUS</u>	Team B – A	101.6	99.9	101.4	102.9	<b>405.8</b>	
5	2108	REBLING Maria	<u>AUS</u>	Team B – A	100.2	101.3	102.7	101.1	<b>405.3</b>	
6	2272	BURGESS SMITH Jessica Rose	<u>NZL</u>	Team A – N	101.9	101.7	97.9	101.5	<b>403.0</b>	<b>QF</b>
7	2055	DEVLIN Alyce	<u>AUS</u>	Team B – A	97.5	101.4	101.0	101.1	<b>401.0</b>	
8	2070	ROBINSON Holly	<u>AUS</u>	Team C – A	98.2	97.6	100.2	102.1	<b>398.1</b>	
9	2363	RIDDLE Jessica	<u>NZL</u>	Team C – N	101.5	100.0	96.3	98.5	<b>396.3</b>	
10	2281	FREIMAN Helen	<u>NZL</u>	Team A – N	103.0	97.6	96.6	98.6	<b>395.8</b>	<b>QF</b>
11	2064	MARTINELLI Courtney	<u>AUS</u>	Team C – A	98.2	96.0	98.9	101.5	<b>394.6</b>	
12	2362	REESBY Sarah	<u>NZL</u>	Team C – N	98.4	95.9	103.7	96.5	<b>394.5</b>	
13	2349	DAVEY Chalm	<u>NZL</u>	Team C – N	98.7	99.7	98.5	95.5	<b>392.4</b>	
14	2071	HATZIGIANNIS Jacqui	<u>AUS</u>	Team C – A	94.3	98.6	97.8	99.1	<b>389.8</b>	
15	2347	BURDON Kelly	<u>NZL</u>	Team B – N	97.5	95.6	99.1	96.6	<b>388.8</b>	
16	2257	SHIELDS Bronwyn Clara	<u>NZL</u>	Team A – N	97.0	92.4	100.6	97.6	<b>387.6</b>	<b>QF</b>
17	2345	BIRRELL Kirsten	<u>NZL</u>	Team B – N	97.5	97.3	92.8	96.4	<b>384.0</b>	
18	2366	WILLS Julie	<u>NZL</u>	Team B – N	95.8	89.5	80.3	94.8	<b>360.4</b>	

**Summary**

Number of athletes on this list: 18; Total number of athletes: 18; Total number of teams: 6

**Legend**

— Team Member  
 QF Qualified for Final

Bib No Bib Number

Nat Nation

AA993859



**CSF & OSF CHAMPIONSHIPS**  
**RIFLE / PISTOL / SHOTGUN / FULLBORE**  
**GOLD COAST, AUSTRALIA**  
**28 OCT – 08 NOV 2017**



**RESULTS**  
**10m AIR RIFLE WOMEN (OSF)**  
**TEAM**

WED 1 NOV 2017, START TIME 11:30

Records						
QWR	422.9	CHEN Dongqi	CHN	28 MAY 2015	WC	Munich (GER)
QOcR	414.4	HENS Jennifer	AUS	28 MAY 2015	WC	Munich (GER)

Records Team						
OcR	1220.7	REBLING Maria; HENS Jennifer; ADAMS Emma;	AUS	1 DEC 2013	OCH	Sydney (AUS)
WR	1253.8	YI Siling; ZHANG Binbin; WU Liuxi;	CHN	22 SEP 2014	ASG	Incheon (KOR)

Rank	Bib No	Name	Series				Total	Remarks
			1	2	3	4		
<b>1</b>		<b>Team A – AUS</b>	<b>304.3</b>	<b>311.6</b>	<b>302.7</b>	<b>309.3</b>	<b>1227.9</b>	<b>OcR</b>
	2037	ROSSITER Victoria Michelle Venning	102.9	104.7	102.4	103.0	<b>413.0</b>	
	2034	WOODROOFE Emma	101.1	103.5	100.3	102.6	<b>407.5</b>	
	2053	ADAMS Emma	100.3	103.4	100.0	103.7	<b>407.4</b>	
<b>2</b>		<b>Team B – AUS</b>	<b>299.3</b>	<b>302.6</b>	<b>305.1</b>	<b>305.1</b>	<b>1212.1</b>	
	2055	DEVLIN Alyce	97.5	101.4	101.0	101.1	<b>401.0</b>	
	2105	KOWPLOS Kata	101.6	99.9	101.4	102.9	<b>405.8</b>	
	2108	REBLING Maria	100.2	101.3	102.7	101.1	<b>405.3</b>	
<b>3</b>		<b>Team A – NZL</b>	<b>301.9</b>	<b>291.7</b>	<b>295.1</b>	<b>297.7</b>	<b>1186.4</b>	
	2272	BURGESS SMITH Jessica Rose	101.9	101.7	97.9	101.5	<b>403.0</b>	
	2281	FREIMAN Helen	103.0	97.6	96.6	98.6	<b>395.8</b>	
	2257	SHIELDS Bronwyn Clara	97.0	92.4	100.6	97.6	<b>387.6</b>	
<b>4</b>		<b>Team C – NZL</b>	<b>298.6</b>	<b>295.6</b>	<b>298.5</b>	<b>290.5</b>	<b>1183.2</b>	
	2363	RIDDLE Jessica	101.5	100.0	96.3	98.5	<b>396.3</b>	
	2362	REESBY Sarah	98.4	95.9	103.7	96.5	<b>394.5</b>	
	2349	DAVEY Chalm	98.7	99.7	98.5	95.5	<b>392.4</b>	
<b>5</b>		<b>Team C – AUS</b>	<b>290.7</b>	<b>292.2</b>	<b>296.9</b>	<b>302.7</b>	<b>1182.5</b>	
	2064	MARTINELLI Courtney	98.2	96.0	98.9	101.5	<b>394.6</b>	
	2071	HATZIGIANNIS Jacqui	94.3	98.6	97.8	99.1	<b>389.8</b>	
	2070	ROBINSON Holly	98.2	97.6	100.2	102.1	<b>398.1</b>	

Rank	Bib No	Name	Series				Total	Remarks
			1	2	3	4		
<b>6</b>		<b>Team B – NZL</b>	<b>290.8</b>	<b>282.4</b>	<b>272.2</b>	<b>287.8</b>	<b>1133.2</b>	
	2366	WILLS Julie	95.8	89.5	80.3	94.8	<b>360.4</b>	
	2347	BURDON Kelly	97.5	95.6	99.1	96.6	<b>388.8</b>	
	2345	BIRRELL Kirsten	97.5	97.3	92.8	96.4	<b>384.0</b>	

---

### Summary

Number of athletes on this list: 18; Total number of athletes: 18; Total number of teams: 6

---

### Legend

ASG	Asian Games	Bib No	Bib Number	OCH	Oceanian Championships
OcR	Oceania Record	QOcR	Qualification Oceania Record	QWR	Qualification World Record
WC	World Cup	WR	World Record		

A9FA40BC

### History

Release: Approved Version 1 (17/11/01 3:36:39 PM)  
Release: Preliminary Version 1 (11/1/2017 12:22:23 PM)

**CSF & OSF CHAMPIONSHIPS**  
**RIFLE / PISTOL / SHOTGUN / FULLBORE**  
**GOLD COAST, AUSTRALIA**  
**28 OCT – 08 NOV 2017**



**RESULTS**  
**50m RIFLE 3 POSITIONS WOMEN (OSF)**  
**FINAL**

SUN 5 NOV 2017, START TIME 17:00

OcR	Records	NZL	2 DEC 2013	OCH	Sydney (AUS)
WR	442.7 MACKENZIE Jenna Kendall Louise	ITA	19 JUN 2015	EUG	Baku (AZE)
	464.7 ZUBLASING Petra				

Rk	Bib No	Name	Nat	Kn	Pr	Standing - Elimination						Total	Remarks
1	2039	RIDLEY Robyn	AUS	<b>152.5</b>	<b>306.5</b>	<b>400.4</b>	<b>411.3</b>	<b>419.3</b>	<b>427.9</b>	<b>436.6</b>		<b>444.9</b>	OcR
				51.1	51.1	44.4	10.9	8.0	8.6	8.7	8.3		
				50.9	52.0	49.5							
				50.5	50.9								
2	2034	WOODROOFE Emma	AUS	<b>142.7</b>	<b>293.4</b>	<b>390.5</b>	<b>400.0</b>	<b>410.5</b>	<b>419.3</b>	<b>428.2</b>		<b>437.9</b>	
				47.1	48.9	46.7	9.5	10.5	8.8	8.9	9.7		
				48.3	52.0	50.4							
				47.3	49.8								
3	2286	JOHNSTON Sally	NZL	<b>149.8</b>	<b>301.9</b>	<b>388.0</b>	<b>394.3</b>	<b>403.3</b>	<b>413.6</b>			<b>423.3</b>	
				48.4	50.3	41.7	6.3	9.0	10.3	9.7			
				49.4	50.4	44.4							
				52.0	51.4								
4	2053	ADAMS Emma	AUS	<b>143.5</b>	<b>293.1</b>	<b>385.0</b>	<b>395.5</b>	<b>404.5</b>				<b>413.5</b>	
				46.0	50.7	44.3	10.5	9.0	9.0				
				48.7	49.4	47.6							
				48.8	49.5								
5	2269	WREN Denva	NZL	<b>141.7</b>	<b>296.5</b>	<b>375.3</b>	<b>384.2</b>					<b>392.7</b>	
				44.4	51.2	36.0	8.9	8.5					
				48.2	51.8	42.8							
				49.1	51.8								
6	2272	BURGESS SMITH Jessica Rose	NZL	<b>141.6</b>	<b>292.6</b>	<b>371.3</b>						<b>379.6</b>	
				45.7	51.2	39.4	8.3						
				45.2	51.4	39.3							
				50.7	48.4								

Legend

36BC4864

Bib No	Bib Number	Kn	Kneeling	Nat	Nation
OCH	Oceanian Championships	OcR	Oceania Record	Pr	Prone
Rk	Rank	WR	World Record		

History

Release: Approved Version 1 (17/11/05 5:49:53 PM)

**CSF & OSF CHAMPIONSHIPS**  
**RIFLE / PISTOL / SHOTGUN / FULLBORE**  
**GOLD COAST, AUSTRALIA**  
**28 OCT – 08 NOV 2017**



**RESULTS**  
**50m RIFLE 3 POSITIONS WOMEN (OSF)**  
**OSF**

SUN 5 NOV 2017, START TIME 10:00

Rank	Bib No	Name	Nat	Team	Position	Series		Sub Total	Total	Remarks
						1	2			
1	2039	RIDLEY Robyn	<u>AUS</u>	Team A – AUS	Kneeling	89	96	185	<b>566-19x</b>	<b>QF</b>
					Prone	96	97	193		
					Standing	93	95	188		
2	2108	REBLING Maria	<u>AUS</u>	Team B – AU	Kneeling	91	94	185	<b>559-12x</b>	
					Prone	96	97	193		
					Standing	93	88	181		
3	2053	ADAMS Emma	<u>AUS</u>	Team A – AUS	Kneeling	92	91	183	<b>558-12x</b>	<b>QF</b>
					Prone	95	95	190		
					Standing	92	93	185		
4	2286	JOHNSTON Sally	<u>NZL</u>	Team A – NZL	Kneeling	91	94	185	<b>555-15x</b>	<b>QF</b>
					Prone	100	96	196		
					Standing	86	88	174		
5	2034	WOODROOFE Emma	<u>AUS</u>	Team A – AUS	Kneeling	88	91	179	<b>546-10x</b>	<b>QF</b>
					Prone	95	94	189		
					Standing	90	88	178		
6	2269	WREN Denva	<u>NZL</u>	Team A – NZL	Kneeling	88	92	180	<b>538- 9x</b>	<b>QF</b>
					Prone	95	97	192		
					Standing	80	86	166		
7	2272	BURGESS SMITH Jessica Rose	<u>NZL</u>	Team A – NZL	Kneeling	88	81	169	<b>537- 9x</b>	<b>QF</b>
					Prone	96	96	192		
					Standing	86	90	176		
8	2064	MARTINELLI Courtney	<u>AUS</u>	Team B – AU	Kneeling	91	92	183	<b>533- 8x</b>	
					Prone	93	92	185		
					Standing	82	83	165		
9	2035	SMITH Susannah	<u>AUS</u>	Team B – AU	Kneeling	89	91	180	<b>527-12x</b>	
					Prone	96	93	189		
					Standing	70	88	158		

**Summary**

Number of athletes on this list: 9; Total number of athletes: 9; Total number of teams: 3

**Legend**

— Team Member  
 QF Qualified for Final

Bib No Bib Number

Nat Nation

557853B1

**CSF & OSF CHAMPIONSHIPS**  
**RIFLE / PISTOL / SHOTGUN / FULLBORE**  
**GOLD COAST, AUSTRALIA**  
**28 OCT – 08 NOV 2017**



**RESULTS**  
**50m RIFLE 3 POSITIONS WOMEN (OSF)**  
**TEAM**

SUN 5 NOV 2017, START TIME 10:00

Records					
QWR	594 PEJCIC Snjezana	CRO	22 APR 2016	WC	Rio de Janeiro (BRA)
QOcR	578 SEDGMAN Alethea Nevada	AUS	31 MAR 2014	WC	Fort Benning (USA)

Records Team					
WR	1750 GAUSS Beate; ENGLEDER Barbara; ROESKEN Eva;	GER	11 SEP 2014	WCH	Granada (ESP)
OcR	1684 HENS Jennifer; SEDGMAN Alethea Nevada; WOODROOFE Emma Alyce;	AUS	2 DEC 2013	OCH	Sydney (AUS)

Rank	Bib No	Name	Position	Series		Sub Total	Total	Remarks
				1	2			
<b>1</b>	<b>Team A – AUS</b>			<b>269</b>	<b>278</b>	<b>547</b>		
				<b>286</b>	<b>286</b>	<b>572</b>		
				<b>275</b>	<b>276</b>	<b>551</b>	<b>1670-41x</b>	
	2039	RIDLEY Robyn	Kneeling	89	96	185		
			Prone	96	97	193		
			Standing	93	95	188	<b>566-19x</b>	
	2053	ADAMS Emma	Kneeling	92	91	183		
			Prone	95	95	190		
			Standing	92	93	185	<b>558-12x</b>	
	2034	WOODROOFE Emma	Kneeling	88	91	179		
			Prone	95	94	189		
			Standing	90	88	178	<b>546-10x</b>	
<b>2</b>	<b>Team A – NZL</b>			<b>267</b>	<b>267</b>	<b>534</b>		
				<b>291</b>	<b>289</b>	<b>580</b>		
				<b>252</b>	<b>264</b>	<b>516</b>	<b>1630-33x</b>	
	2286	JOHNSTON Sally	Kneeling	91	94	185		
			Prone	100	96	196		
			Standing	86	88	174	<b>555-15x</b>	
	2269	WREN Denva	Kneeling	88	92	180		
			Prone	95	97	192		
			Standing	80	86	166	<b>538- 9x</b>	
	2272	BURGESS SMITH Jessica Rose	Kneeling	88	81	169		
			Prone	96	96	192		
			Standing	86	90	176	<b>537- 9x</b>	

Rank	Bib No	Name	Position	Series		Sub Total	Total	Remarks
				1	2			
3	Team B – AUS			271	277	548		
				285	282	567		
				245	259	504	1619-32x	
	2064	MARTINELLI Courtney	Kneeling	91	92	183		
			Prone	93	92	185		
			Standing	82	83	165	533- 8x	
	2108	REBLING Maria	Kneeling	91	94	185		
			Prone	96	97	193		
			Standing	93	88	181	559-12x	
	2035	SMITH Susannah	Kneeling	89	91	180		
			Prone	96	93	189		
			Standing	70	88	158	527-12x	

---

### Summary

Number of athletes on this list: 9; Total number of athletes: 9; Total number of teams: 3

---

### Legend

Bib No	Bib Number	OCH	Oceanian Championships	OcR	Oceania Record
QOcR	Qualification Oceania Record	QWR	Qualification World Record	WC	World Cup
WCH	World Championships	WR	World Record		

74B4E4A6

### History

Release: Approved Version 1 (11/5/2017 11:57:15 AM)  
Release: Preliminary Version 1 (11/5/2017 11:44:05 AM)

**CSF & OSF CHAMPIONSHIPS**  
**RIFLE / PISTOL / SHOTGUN / FULLBORE**  
**GOLD COAST, AUSTRALIA**  
**28 OCT – 08 NOV 2017**



**RESULTS**  
**50m RIFLE PRONE WOMEN (OSF)**  
**OSF**

SAT 4 NOV 2017, START TIME 10:00

Rank	Bib No	Name	Nat	Team	Series						Total	Rem
					1	2	3	4	5	6		
1	2286	JOHNSTON Sally	<u>NZL</u>	Team A – NZL	103.5	105.3	102.7	101.4	102.1	101.7	<b>616.7</b>	
2	2035	SMITH Susannah	<u>AUS</u>	Team A – AUS	100.5	102.0	103.3	104.0	101.0	100.3	<b>611.1</b>	
3	2061	ROMANOFF Chloe	<u>AUS</u>	Team B – AU	101.9	102.3	100.8	99.7	103.5	101.5	<b>609.7</b>	
4	2071	HATZIGIANNIS Jacqui	<u>AUS</u>	Team A – AUS	102.2	102.2	102.1	100.9	103.3	98.6	<b>609.3</b>	
5	2039	RIDLEY Robyn	<u>AUS</u>	Team A – AUS	103.5	102.5	101.0	101.5	100.4	99.6	<b>608.5</b>	
6	2266	HUNT Janet	<u>NZL</u>	Team A – NZL	99.0	101.6	103.1	102.2	101.5	100.6	<b>608.0</b>	
7	2345	BIRRELL Kirsten	<u>NZL</u>	Team C – NZL	102.2	101.8	99.7	101.1	99.6	100.6	<b>605.0</b>	
8	2281	FREIMAN Helen	<u>NZL</u>	Team B – NZL	99.9	101.5	102.2	99.5	99.2	101.3	<b>603.6</b>	
9	2269	WREN Denva	<u>NZL</u>	Team A – NZL	98.6	100.3	100.0	103.7	97.6	103.0	<b>603.2</b>	
10	2344	ARCHER Allison	<u>NZL</u>	Team B – NZL	99.7	99.3	99.0	100.7	99.8	98.7	<b>597.2</b>	
11	2357	LINDSAY Jacqueline	<u>NZL</u>	Team C – NZL	100.4	99.0	99.6	99.4	99.8	98.5	<b>596.7</b>	
12	2272	BURGESS SMITH Jessica Rose	<u>NZL</u>	Team B – NZL	101.8	96.9	102.1	96.2	99.2	97.9	<b>594.1</b>	
13	2364	SHERWIN Adrianna	<u>NZL</u>	Team C – NZL	98.0	96.0	99.7	100.6	98.4	97.5	<b>590.2</b>	
14	2116	STRIK Rachel	<u>AUS</u>	Team B – AU	95.1	101.0	100.3	101.2	99.6	92.5	<b>589.7</b>	
15	2107	WEGENER Lynda	<u>AUS</u>	Team B – AU	98.5	96.8	100.5	99.9	94.4	97.6	<b>587.7</b>	

**Summary**

Number of athletes on this list: 15; Total number of athletes: 15; Total number of teams: 5

**Legend**

— Team Member  
 Rem Remarks

Bib No Bib Number

Nat Nation

6451FD6D

**CSF & OSF CHAMPIONSHIPS**  
**RIFLE / PISTOL / SHOTGUN / FULLBORE**  
**GOLD COAST, AUSTRALIA**  
**28 OCT – 08 NOV 2017**



**RESULTS**  
**50m RIFLE PRONE WOMEN (OSF)**  
**TEAM**

SAT 4 NOV 2017, START TIME 10:00

Records					
WR	628.5 GAUSS Beate	GER	14 SEP 2014	WCH	Granada (ESP)
OcR	620.7 JOHNSTON Sally	NZL	28 JUL 2014	CWG	Glasgow (GBR)

Records Team					
WR	1869.6 GAUSS Beate; ENGLEDER Barbara; STRAUB Isabella;	GER	14 SEP 2014	WCH	Granada (ESP)
OcR	1829.8 JOHNSTON Sally; MACKENZIE Jenna Kendall Louise; WREN Denva;	NZL	29 NOV 2015	OCH	Sydney (AUS)

Rank	Bib No	Name	Series						Total	Remarks
			1	2	3	4	5	6		
<b>1</b>		<b>Team A – AUS</b>	<b>306.2</b>	<b>306.7</b>	<b>306.4</b>	<b>306.4</b>	<b>304.7</b>	<b>298.5</b>	<b>1828.9</b>	
	2035	SMITH Susannah	100.5	102.0	103.3	104.0	101.0	100.3	<b>611.1</b>	
	2071	HATZIGIANNIS Jacqui	102.2	102.2	102.1	100.9	103.3	98.6	<b>609.3</b>	
	2039	RIDLEY Robyn	103.5	102.5	101.0	101.5	100.4	99.6	<b>608.5</b>	
<b>2</b>		<b>Team A – NZL</b>	<b>301.1</b>	<b>307.2</b>	<b>305.8</b>	<b>307.3</b>	<b>301.2</b>	<b>305.3</b>	<b>1827.9</b>	
	2286	JOHNSTON Sally	103.5	105.3	102.7	101.4	102.1	101.7	<b>616.7</b>	
	2266	HUNT Janet	99.0	101.6	103.1	102.2	101.5	100.6	<b>608.0</b>	
	2269	WREN Denva	98.6	100.3	100.0	103.7	97.6	103.0	<b>603.2</b>	
<b>3</b>		<b>Team B – NZL</b>	<b>301.4</b>	<b>297.7</b>	<b>303.3</b>	<b>296.4</b>	<b>298.2</b>	<b>297.9</b>	<b>1794.9</b>	
	2344	ARCHER Allison	99.7	99.3	99.0	100.7	99.8	98.7	<b>597.2</b>	
	2272	BURGESS SMITH Jessica Rose	101.8	96.9	102.1	96.2	99.2	97.9	<b>594.1</b>	
	2281	FREIMAN Helen	99.9	101.5	102.2	99.5	99.2	101.3	<b>603.6</b>	
<b>4</b>		<b>Team C – NZL</b>	<b>300.6</b>	<b>296.8</b>	<b>299.0</b>	<b>301.1</b>	<b>297.8</b>	<b>296.6</b>	<b>1791.9</b>	
	2345	BIRRELL Kirsten	102.2	101.8	99.7	101.1	99.6	100.6	<b>605.0</b>	
	2357	LINDSAY Jacqueline	100.4	99.0	99.6	99.4	99.8	98.5	<b>596.7</b>	
	2364	SHERWIN Adrianna	98.0	96.0	99.7	100.6	98.4	97.5	<b>590.2</b>	
<b>5</b>		<b>Team B – AUS</b>	<b>295.5</b>	<b>300.1</b>	<b>301.6</b>	<b>300.8</b>	<b>297.5</b>	<b>291.6</b>	<b>1787.1</b>	
	2061	ROMANOFF Chloe	101.9	102.3	100.8	99.7	103.5	101.5	<b>609.7</b>	
	2116	STRIK Rachel	95.1	101.0	100.3	101.2	99.6	92.5	<b>589.7</b>	
	2107	WEGENER Lynda	98.5	96.8	100.5	99.9	94.4	97.6	<b>587.7</b>	



**CSF & OSF CHAMPIONSHIPS**  
**RIFLE / PISTOL / SHOTGUN / FULLBORE**  
**GOLD COAST, AUSTRALIA**  
**28 OCT – 08 NOV 2017**



**RESULTS**  
**10m AIR PISTOL WOMEN (OSF)**  
**FINAL**

TUE 31 OCT 2017, START TIME 13:00

WR	246.9 ARUNOVIC Zorana	SRB	11 MAR 2017	ECH	Maribor (SLO)
OcR	Oceania Record not established yet		2017		

Rk	Bib No	Name	Nat	1st Comp. Stage				2nd Competition Stage - Elimination				Total	Remarks
1	2046	GALIABOVITCH Elena	AUS	<b>49.4</b>	<b>97.5</b>	<b>118.8</b>	<b>139.2</b>	<b>159.8</b>	<b>179.3</b>	<b>198.8</b>	<b>218.5</b>	<b>238.9</b>	OcR
				9.5	9.3	10.6	9.7	10.3	9.9				
				8.3	9.5	10.7	10.0	9.4	10.5				
				10.8	9.3	10.1	9.5						
				10.3	9.7	10.3	10.0						
				10.5	10.3	10.9	9.5						
2	2033	YAUHLEUSKAYA Lalita	AUS	<b>48.5</b>	<b>97.2</b>	<b>115.8</b>	<b>135.2</b>	<b>155.4</b>	<b>175.5</b>	<b>194.8</b>	<b>214.1</b>	<b>232.8</b>	
				9.5	10.8	8.9	10.3	10.8	9.4				
				9.3	9.8	9.7	10.8	8.5	9.3				
				10.2	10.2	10.3	9.3						
				8.9	9.2	9.1	10.3						
				10.6	8.7	9.9	9.0						
3	2045	GILLMAN Kristy	AUS	<b>47.7</b>	<b>96.2</b>	<b>114.2</b>	<b>130.2</b>	<b>146.7</b>	<b>166.2</b>	<b>187.3</b>		<b>206.2</b>	
				10.3	10.4	9.2	6.9	10.1					
				8.6	9.3	8.8	9.7	8.8					
				10.0	10.0	7.7	9.8						
				8.0	8.8	8.3	10.3						
				10.8	10.0	9.6	10.8						
4	2265	MUNGO Lauren	NZL	<b>46.6</b>	<b>94.6</b>	<b>112.3</b>	<b>125.5</b>	<b>143.6</b>	<b>161.8</b>			<b>182.3</b>	
				8.7	9.7	8.6	9.9						
				7.9	10.0	9.1	9.5						
				9.9	10.8	6.1	8.7						
				10.4	8.6	7.1	10.8						
				9.7	8.9	8.2	9.7						
5	2261	NOBES Samantha	NZL	<b>45.0</b>	<b>86.1</b>	<b>104.4</b>	<b>122.3</b>	<b>141.2</b>				<b>161.4</b>	
				9.1	7.3	9.3	9.5						
				10.1	7.8	9.0	10.5						
				10.7	9.5	9.3	9.7						
				5.9	8.7	8.6							
				9.2	7.8	9.4							
6	2256	PHILLIPS Fiona Lucy	NZL	<b>43.9</b>	<b>85.4</b>	<b>103.1</b>	<b>122.0</b>					<b>137.8</b>	A 2
				8.0	6.6	8.1	8.4						
				8.0	10.2	9.6							
				8.6	8.5	10.1							
				10.4	9.1	8.8							
				8.9	7.1	7.4							
7	2291	MAIRI Tania	PNG										DNS

**A 2 Athlete 2256 PHILLIPS Fiona Lucy (NZL) - ISSF Rule 6.17.1.3 Shooter not reported in time**

Legend						20993E7D
Bib No	Bib Number	DNS	Did Not Start	ECH	European Championships	
Nat	Nation	OcR	Oceania Record	Rk	Rank	
WR	World Record					

History

Release: Approved Version 1 (17/10/31 1:22:39 PM)

**CSF & OSF CHAMPIONSHIPS**  
**RIFLE / PISTOL / SHOTGUN / FULLBORE**  
**GOLD COAST, AUSTRALIA**  
**28 OCT – 08 NOV 2017**



**RESULTS**  
**10m AIR PISTOL WOMEN (OSF)**  
**QUALIFICATION**

TUE 31 OCT 2017, START TIME 09:00

**Records**

QWR	393 SMIRNOVA Svetlana	RUS	23 MAY 1998	WC	Munich (GER)
QOcR	388 YAUHLEUSKAYA Lalita	AUS	7 JUL 2002	WCH	Lahti (FIN)

**Records Team**

WR	1161 KHOMILEVA Ludmila; LOGVINENKO Marina; SMIRNOVA Svetlana;	RUS	5 AUG 1993	ECH	Brno (CZE)
OcR	1145 YAUHLEUSKAYA Lalita; ASPANDIYAROVA Dina; RYAN Linda;	AUS	8 AUG 2010	WCH	Munich (GER)

Rank	Bib No	Name	Nat	Team	Series				Total	Remarks
					1	2	3	4		
1	2046	GALIABOVITCH Elena	<u>AUS</u>	Team A – AUS	94	93	94	96	<b>377-9x</b>	<b>QF</b>
2	2045	GILLMAN Kristy	<u>AUS</u>	Team A – AUS	92	93	94	95	<b>374-7x</b>	<b>QF</b>
3	2265	MUNGO Lauren*	<u>NZL</u>	Team A – NZL	93	92	94	92	<b>371-7x</b>	<b>QF</b>
4	2106	COWLING Lara	<u>AUS</u>	Team B – AUS	94	94	90	93	<b>371-6x</b>	<b>QF</b>
5	2033	YAUHLEUSKAYA Lalita	<u>AUS</u>	Team A – AUS	94	92	91	93	<b>370-5x</b>	<b>QF</b>
6	2261	NOBES Samantha	<u>NZL</u>	Team A – NZL	87	91	92	93	<b>363-5x</b>	<b>QF</b>
7	2048	ERICKSON Olivia	<u>AUS</u>	Team B – AUS	92	88	92	91	<b>363-5x</b>	<b>QF</b>
8	2117	KROOPIN Sascha	AUS		86	88	94	92	<b>360-5x</b>	<b>QF</b>
9	2361	QUEDLEY Katheryn	<u>NZL</u>	Team B – NZL	89	88	90	92	<b>359-7x</b>	
10	2256	PHILLIPS Fiona Lucy	<u>NZL</u>	Team A – NZL	85	91	92	89	<b>357-8x</b>	
11	2069	CHAPMAN Hayley	AUS		89	90	90	88	<b>357-1x</b>	
12	2060	PETRIE Brooke	<u>AUS</u>	Team B – AUS	92	88	89	87	<b>356-4x</b>	
13	2367	MANNING Fern	<u>NZL</u>	Team C – NZL	92	82	85	90	<b>349-6x</b>	
14	2360	NOBES Stephanie	<u>NZL</u>	Team B – NZL	87	89	91	82	<b>349-2x</b>	
15	2348	COLLETT Charlie	<u>NZL</u>	Team C – NZL	83	84	81	87	<b>335-3x</b>	
16	2291	MAIRI Tania	PNG		80	74	87	82	<b>323-3x</b>	
17	2356	KNIGHTS Loretta	<u>NZL</u>	Team C – NZL	77	79	77	79	<b>312-1x</b>	
	2287	PERRET Kay Diane	<u>NZL</u>	Team B – NZL						<b>DSQ</b>

**CSF & OSF CHAMPIONSHIPS**  
**RIFLE / PISTOL / SHOTGUN / FULLBORE**  
**GOLD COAST, AUSTRALIA**  
**28 OCT – 08 NOV 2017**



**RESULTS**  
**10m AIR PISTOL WOMEN (OSF)**  
**TEAM**

TUE 31 OCT 2017, START TIME 09:00

Records						
QWR	393	SMIRNOVA Svetlana	RUS	23 MAY 1998	WC	Munich (GER)
QOcR	388	YAUHLEUSKAYA Lalita	AUS	7 JUL 2002	WCH	Lahti (FIN)

Records Team						
WR	1161	KHOMILEVA Ludmila; LOGVINENKO Marina; SMIRNOVA Svetlana;	RUS	5 AUG 1993	ECH	Brno (CZE)
OcR	1145	YAUHLEUSKAYA Lalita; ASPANDIYAROVA Dina; RYAN Linda;	AUS	8 AUG 2010	WCH	Munich (GER)

Rank	Bib No	Name	Series				Total	Remarks
			1	2	3	4		
<b>1</b>		<b>Team A – AUS</b>	<b>280</b>	<b>278</b>	<b>279</b>	<b>284</b>	<b>1121-21x</b>	
	2046	GALIABOVITCH Elena	94	93	94	96	<b>377-9x</b>	
	2045	GILLMAN Kristy	92	93	94	95	<b>374-7x</b>	
	2033	YAUHLEUSKAYA Lalita	94	92	91	93	<b>370-5x</b>	
<b>2</b>		<b>Team A – NZL</b>	<b>265</b>	<b>274</b>	<b>278</b>	<b>274</b>	<b>1091-20x</b>	
	2265	MUNGO Lauren*	93	92	94	92	<b>371-7x</b>	
	2261	NOBES Samantha	87	91	92	93	<b>363-5x</b>	
	2256	PHILLIPS Fiona Lucy	85	91	92	89	<b>357-8x</b>	
<b>3</b>		<b>Team B – AUS</b>	<b>278</b>	<b>270</b>	<b>271</b>	<b>271</b>	<b>1090-15x</b>	
	2106	COWLING Lara	94	94	90	93	<b>371-6x</b>	
	2048	ERICKSON Olivia	92	88	92	91	<b>363-5x</b>	
	2060	PETRIE Brooke	92	88	89	87	<b>356-4x</b>	
<b>4</b>		<b>Team C – NZL</b>	<b>252</b>	<b>245</b>	<b>243</b>	<b>256</b>	<b>996-10x</b>	
	2367	MANNING Fern	92	82	85	90	<b>349-6x</b>	
	2348	COLLETT Charlie	83	84	81	87	<b>335-3x</b>	
	2356	KNIGHTS Loretta	77	79	77	79	<b>312-1x</b>	
		<b>Team B – NZL</b>						<b>DSQ</b>
	2361	QUEDLEY Katheryn	89	88	90	92	<b>359-7x</b>	
	2360	NOBES Stephanie	87	89	91	82	<b>349-2x</b>	
	2287	PERRET Kay Diane						<b>DSQ</b>

**CSF & OSF CHAMPIONSHIPS**  
**RIFLE / PISTOL / SHOTGUN / FULLBORE**  
**GOLD COAST, AUSTRALIA**  
**28 OCT – 08 NOV 2017**



**RESULTS**  
**25m PISTOL WOMEN (OSF)**  
**FINAL**

THU 2 NOV 2017, START TIME 16:15

WR	Records	GRE	7 OCT 2016	WCF	Bologna (ITA)
OcR	39 KORAKAKI Anna Oceania Record not established yet		2017		

Rk	Bib No	Name	Nat	1st Comp. Stage				2nd Competition Stage - Elimination						Total	Remarks
1	2033	YAUHLEUSKAYA Lalita	AUS	2	5	6	10	15	18	18	21	23	25	OcR	
				2	3	1	4	5	3	0	3	2	2		
2	2046	GALIABOVITCH Elena	AUS	2	6	9	12	16	17	18	19	20	23		
				2	4	3	3	4	1	1	1	1	3		
3	2256	PHILLIPS Fiona Lucy	NZL	1	2	3	5	7	8	10	12	12			
				1	1	1	2	2	1	2	2	0			
4	2048	ERICKSON Olivia	AUS	0	1	1	3	5	7	8	10	10			
				0	1	0	2	2	2	1	2				
5	2287	PERRET Kay Diane	NZL	0	1	2	4	4	5	6	7	6			
				0	1	1	2	0	1	1					
6	2261	NOBES Samantha	NZL	0	1	2	4	5	6	7	8	5	SO		
				0	1	1	2	1	0						
7	2230	GRUNDY Jacqueline	NFK	0	0	2	2	3	4	5	6	3			
				0	0	2	0	1							

**Note**  
Please note that there are records equally achieved by several athletes and only the first to set the record is shown.  
Refer to the Records list on ISSF website: [www.issf-sports.org](http://www.issf-sports.org)

Bib No	Bib Number	Nat	Nation	OcR	Oceania Record
Rk	Rank	SO	Athlete eliminated by Shoot-off for tie	WCF	World Cup Final
WR	World Record				

**History**

Release: Approved Version 1 (17/11/02 4:49:42 PM)

**CSF & OSF CHAMPIONSHIPS**  
**RIFLE / PISTOL / SHOTGUN / FULLBORE**  
**GOLD COAST, AUSTRALIA**  
**28 OCT – 08 NOV 2017**



**RESULTS**  
**25m PISTOL WOMEN (OSF)**  
**OSF**

THU 2 NOV 2017, START TIME 09:00

Rank	Bib No	Name	Nat	Team	Stage	Series			Sub Total	Total	Remarks
						1	2	3			
1	2046	GALIABOVITCH Elena	<u>AUS</u>	Team A – AUS	Precision	98	95	94	287		
					Rapid	98	95	97	290	<b>577-22x</b>	<b>QF</b>
2	2069	CHAPMAN Hayley	<u>AUS</u>	Team B – AUS	Precision	97	95	94	286		
					Rapid	96	96	96	288	<b>574-14x</b>	
3	2033	YAUHLEUSKAYA Lalita	<u>AUS</u>	Team A – AUS	Precision	94	95	91	280		
					Rapid	98	97	96	291	<b>571-11x</b>	<b>QF</b>
4	2062	SMITH Civon	<u>AUS</u>	Team B – AUS	Precision	92	94	95	281		
					Rapid	92	96	98	286	<b>567- 9x</b>	
5	2106	COWLING Lara	AUS		Precision	88	91	92	271		
					Rapid	95	98	93	286	<b>557-10x</b>	
6	2054	HEINRICH Alison	<u>AUS</u>	Team B – AUS	Precision	93	95	94	282		
					Rapid	89	94	92	275	<b>557- 7x</b>	
7	2048	ERICKSON Olivia	<u>AUS</u>	Team A – AUS	Precision	94	94	94	282		
					Rapid	89	90	90	269	<b>551-12x</b>	<b>QF</b>
8	2117	KROOPIN Sascha	AUS		Precision	89	94	90	273		
					Rapid	92	91	88	271	<b>544- 9x</b>	
9	2256	PHILLIPS Fiona Lucy	<u>NZL</u>	Team A – NZL	Precision	92	91	89	272		
					Rapid	88	91	90	269	<b>541- 5x</b>	<b>QF</b>
10	2261	NOBES Samantha	<u>NZL</u>	Team A – NZL	Precision	86	92	92	270		
					Rapid	92	91	86	269	<b>539-12x</b>	<b>QF</b>
11	2287	PERRET Kay Diane	<u>NZL</u>	Team A – NZL	Precision	86	86	88	260		
					Rapid	85	89	91	265	<b>525- 5x</b>	<b>QF</b>
12	2367	MANNING Fern	NZL		Precision	89	88	93	270		
					Rapid	68	79	83	230	<b>500- 5x</b>	
13	2230	GRUNDY Jacqueline	NFK		Precision	92	91	91	274		
					Rapid	83	64	78	225	<b>499- 8x</b>	<b>QF</b>
14	2360	NOBES Stephanie	NZL		Precision	57	75	73	205		
					Rapid	84	74	76	234	<b>439- 1x</b>	

**CSF & OSF CHAMPIONSHIPS**  
**RIFLE / PISTOL / SHOTGUN / FULLBORE**  
**GOLD COAST, AUSTRALIA**  
**28 OCT – 08 NOV 2017**



**RESULTS**  
**25m PISTOL WOMEN (OSF)**  
**TEAM**

THU 2 NOV 2017, START TIME 09:00

Records					
QWR	594 IORGOVA Diana	BUL	31 MAY 1994	WC	Milan (ITA)
QOcR	587 YAUHLEUSKAYA Lalita	AUS	3 AUG 2002	CWG	Manchester (GBR)

Records Team					
WR	1768 CHEN Ying; LI Duihong; TAO Luna;	CHN	4 OCT 2002	ASG	Busan (KOR)
OcR	1745 WOODWARD Annette; RYAN Linda; MC KENZIE Pam;	AUS	15 NOV 2003	OCH	Auckland (NZL)

Rank	Bib No	Name	Stage	Series			Sub Total	Total	Remarks
				1	2	3			
<b>1</b>	<b>Team A – AUS</b>			<b>286</b>	<b>284</b>	<b>279</b>	<b>849</b>		
				<b>285</b>	<b>282</b>	<b>283</b>	<b>850</b>	<b>1699-45x</b>	
	2046	GALIABOVITCH Elena	Precision	98	95	94	287		
			Rapid	98	95	97	290	<b>577-22x</b>	
	2033	YAUHLEUSKAYA Lalita	Precision	94	95	91	280		
			Rapid	98	97	96	291	<b>571-11x</b>	
	2048	ERICKSON Olivia	Precision	94	94	94	282		
			Rapid	89	90	90	269	<b>551-12x</b>	
<b>2</b>	<b>Team B – AUS</b>			<b>282</b>	<b>284</b>	<b>283</b>	<b>849</b>		
				<b>277</b>	<b>286</b>	<b>286</b>	<b>849</b>	<b>1698-30x</b>	
	2069	CHAPMAN Hayley	Precision	97	95	94	286		
			Rapid	96	96	96	288	<b>574-14x</b>	
	2062	SMITH Civon	Precision	92	94	95	281		
			Rapid	92	96	98	286	<b>567- 9x</b>	
	2054	HEINRICH Alison	Precision	93	95	94	282		
			Rapid	89	94	92	275	<b>557- 7x</b>	
<b>3</b>	<b>Team A – NZL</b>			<b>264</b>	<b>269</b>	<b>269</b>	<b>802</b>		
				<b>265</b>	<b>271</b>	<b>267</b>	<b>803</b>	<b>1605-22x</b>	
	2256	PHILLIPS Fiona Lucy	Precision	92	91	89	272		
			Rapid	88	91	90	269	<b>541- 5x</b>	
	2261	NOBES Samantha	Precision	86	92	92	270		
			Rapid	92	91	86	269	<b>539-12x</b>	
	2287	PERRET Kay Diane	Precision	86	86	88	260		
			Rapid	85	89	91	265	<b>525- 5x</b>	


**CSF & OSF CHAMPIONSHIPS**  
**RIFLE / PISTOL / SHOTGUN / FULLBORE**  
**GOLD COAST, AUSTRALIA**  
**28 OCT – 08 NOV 2017**











## SKEET MEN (OSF)

### FINALS

WED 01 NOV 2017



Pos.	Bib	Cat	Name	NOC	Results					Qua	Tot	Prize	Remarks
					R.1	R.2	R.3	R.4	R.5				
1	2084	M	ADAMS, Paul	AUS 	25	24	24	24	25	122	54		
2	2085	M	FERGUSON, Keith	AUS 	24	23	24	25	24	120	53		
3	2254	M	WILSON, Michael Paul	NZL 	24	24	22	23	24	117	41		
4	2086	M	BOLDING, James	AUS 	22	24	22	25	20	113	31		
5	2255	M	WASHBOURNE, Barry	NZL 	19	18	21	20	18	96	20		
6	2253	M	SPEERS, Stephen Norman	NZL 	20	20	19	18	22	99	8		
7	2225	M	MEERS, Mitchell	NFK 	11	19	12	18	16	76			
8	2231	M	SOUTH, Branker*	NFK 	15	16	16	12	14	73			














**CSF & OSF CHAMPIONSHIPS**  
**RIFLE / PISTOL / SHOTGUN / FULLBORE**  
**GOLD COAST, AUSTRALIA**  
**28 OCT – 08 NOV 2017**



## DOUBLE TRAP MEN (OSF)

### RESULTS

FRI 03 NOV 2017, START TIME 09:00

Pos.	Bib	Cat	Name	NOC	Results					Qua	Tot	Prize	Remarks
					R.1	R.2	R.3	R.4	R.5				
1	2083	M	TURNER, Thomas	AUS 	26	26	24	25	25	126	70		
2	2074	M	WILLETT, James	AUS 	28	27	26	27	26	134	68		
3	2082	M	PINNER, Shane	AUS 	27	27	26	27	23	130	50		
4	2264	M	WILSON, Scott	NZL 	25	26	26	27	27	131	41		
5	2231	M	SOUTH, Branker	NFK 	22	18	23	24	26	113	31		
6	2275	M	FULLER, Timothy John	NZL 	22	22	22	20	19	105	14		
7	2224	M	JUDD, Clinton	NFK 	23	18	18	22	19	100			
8	2150	M	PHUA, Swee Seng	FIJ 	17	16	17	12	20	82			
9	2225	M	MEERS, Mitchell	NFK 	17	20	14	14	17	82			
10	2303	M	CAFFARELLI, Francis	SAM 	16	17	13	21	15	82			
11	2152	M	STEPHEN, Quintyn Sargun	FIJ 	0	0	0	0	0	0			






**CSF & OSF CHAMPIONSHIPS**  
RIFLE / PISTOL / SHOTGUN / FULLBORE  
GOLD COAST, AUSTRALIA  
**28 OCT – 08 NOV 2017**



## DOUBLE TRAP WOMEN (OSF)

### RESULTS

FRI 03 NOV 2017, START TIME 09:00

Pos.	Bib	Cat	Name	NOC	Results					Qua	Tot	Prize	Remarks
					R.1	R.2	R.3	R.4	R.5				
1	2095	W	COX, Emma	AUS 	29	25	25	24	0	103			
2	2097	W	SHALE, Andrea Gaye	AUS 	20	23	23	17	0	83			
3	2096	W	CORRY (NEE BALOGH),	AUS 	22	22	18	20	0	82			


















**CSF & OSF CHAMPIONSHIPS**  
**RIFLE / PISTOL / SHOTGUN / FULLBORE**  
**GOLD COAST, AUSTRALIA**  
**28 OCT – 08 NOV 2017**



## TRAP MEN (OSF)

### RESULTS

MON 06 NOV 2017, START TIME 09:00

Pos.	Bib	Cat	Name	NOC		R.1	R.2	R.3	R.4	R.5	Qua	Tot	Prize	Remarks
1	2274	M	FOSTER, Geoffrey Bernard	NZL		22	23	23	24	24	116+6	42		
2	2074	M	WILLETT, James	AUS		23	24	24	23	24	118	41		
3	2073	M	GRICE, Thomas	AUS		22	23	23	25	23	116+5	33		
4	2075	M	WALLACE, Jack	AUS		24	23	25	25	22	119	26		
5	2277	M	MACKIE, James Stuart	NZL		24	23	23	22	20	112	16		
6	2149	M	KABLE, Glen	FIJ		19	23	24	22	23	111+1+4	13		
7	2276	M	ROBINSON, Owen	NZL		23	16	25	24	23	111+1+3			
8	2292	M	DONALD, Angus	PNG		19	23	24	22	23	111+0			
9	2151	M	STEPHEN, Christian Geraud	FIJ		19	23	21	22	21	106			
10	2289	M	WANMA, Kanawi Hanock	PNG		19	21	21	20	22	103			
11	2224	M	JUDD, Clinton	NFK		19	24	20	18	22	103			
12	2150	M	PHUA, Swee Seng	FIJ		17	22	21	18	24	102			
13	2290	M	WANMA, Daniel	PNG		21	19	20	21	19	100			
14	2225	M	MEERS, Mitchell	NFK		18	18	19	16	18	89			
15	2303	M	CAFFARELLI, Francis	SAM		18	15	18	20	16	87			
16	2226	M	WATSON, Russell	NFK		17	16	13	15	9	70			
17	2302	M	NAUER, Malcom	SAM		12	15	8	15	15	65			

**CSF & OSF CHAMPIONSHIPS**  
**RIFLE / PISTOL / SHOTGUN / FULLBORE**  
**GOLD COAST, AUSTRALIA**  
**28 OCT – 08 NOV 2017**



## TRAP MEN TEAM (OSF)

### RESULTS

MON 06 NOV 2017, START TIME 09:00

Pos.	Bib	Cat	Name	NOC	R.1	R.2	R.3	R.4	R.5	QUAL	Team	Team Score
1	2075	M	WALLACE, Jack	AUS	24	23	25	25	22	119	AUS A	353
	2074	M	WILLETT, James	AUS	23	24	24	23	24	118	AUS A	
	2073	M	GRICE, Thomas	AUS	22	23	23	25	23	116	AUS A	
2	2076	M	ILES, Mitchell	AUS	24	24	24	25	25	121	AUS B	352
	2078	M	HENWOOD, Craig	AUS	24	22	25	23	22	116	AUS B	
	2077	M	MALONE, Todd	AUS	22	25	20	25	23	115	AUS B	
3	2081	M	BYLSMA, Adam	AUS	20	24	24	24	25	117	AUS C	347
	2079	M	SCHILLER, Matthew	AUS	25	23	24	23	21	116	AUS C	
	2080	M	BYLSMA, Samuel	AUS	22	23	24	23	22	114	AUS C	
4	2274	M	FOSTER, Geoffrey Bernard	NZL	22	23	23	24	24	116	NZL A	339
	2277	M	MACKIE, James Stuart	NZL	24	23	23	22	20	112	NZL A	
	2276	M	ROBINSON, Owen	NZL	23	16	25	24	23	111	NZL A	
5	2346	M	BROWNE-COLE, Myles	NZL	25	22	23	25	24	119	NZL B	320
	2275	M	FULLER, Timothy John	NZL	21	17	18	24	24	104	NZL B	
	2368	M	ROBINSON, Chris	NZL	21	20	21	16	19	97	NZL B	
6	2149	M	KABLE, Glen	FIJ	19	23	24	22	23	111	FIJ A	319
	2151	M	STEPHEN, Christian Geraud	FIJ	19	23	21	22	21	106	FIJ A	
	2150	M	PHUA, Swee Seng	FIJ	17	22	21	18	24	102	FIJ A	
7	2292	M	DONALD, Angus	PNG	19	23	24	22	23	111	PNG A	314
	2289	M	WANMA, Kanawi Hanock	PNG	19	21	21	20	22	103	PNG A	
	2290	M	WANMA, Daniel	PNG	21	19	20	21	19	100	PNG A	
8	2224	M	JUDD, Clinton	NFK	19	24	20	18	22	103	NFK A	262
	2225	M	MEERS, Mitchell	NFK	18	18	19	16	18	89	NFK A	
	2226	M	WATSON, Russell	NFK	17	16	13	15	9	70	NFK A	






**CSF & OSF CHAMPIONSHIPS**  
**RIFLE / PISTOL / SHOTGUN / FULLBORE**  
**GOLD COAST, AUSTRALIA**  
**28 OCT – 08 NOV 2017**



## TRAP WOMEN (OSF)

### RESULTS

SUN 05 NOV 2017, START TIME 09:00

Pos.	Bib	Cat	Name	NOC	Results					Qua	Tot	Prize	Remarks
					R.1	R.2	R.3	R.4	R.5				
1	2090	W	SCANLAN, Laetisha	AUS 	24	25	25	0	0	74	42		
2	2092	W	SKINNER, Catherine	AUS 	25	23	24	0	0	72	37		
3	2273	W	ROONEY, Natalie	NZL 	21	23	24	0	0	68	30		
4	2091	W	SMITH, Penny	AUS 	23	23	25	0	0	71	27		
5	2369	W	WOODWARD, Tania	NZL 	21	17	18	0	0	56	15		

**CSF & OSF CHAMPIONSHIPS**  
RIFLE / PISTOL / SHOTGUN / FULLBORE  
GOLD COAST, AUSTRALIA  
**28 OCT – 08 NOV 2017**







## RESULTS

### SKEET WOMEN (OSF)

#### FINAL

TUE 31 OCT 2017



Pos.	Bib	Cat	Name	NOC	Results					Qua	Tot	Prize	Remarks
					R.1	R.2	R.3	R.4	R.5				
1	2099	W	COLES, Laura	AUS 	25	23	19	0	0	67	51+11		
2	2098	W	JONES, Aislin	AUS 	25	23	21	0	0	69+1	51+10		
3	2252	W	TIPPLE, Chloe	NZL 	23	23	23	0	0	69+2	39		
4	2100	W	LONSDALE, Natasha	AUS 	20	20	20	0	0	60	26		